135 USt

217 ft

210 ft

299 ft

There's nothing more on 4

LTM 1120-4.1

Mobile crane
Grue mobile

LIEBHERR

Mobile and crawler cranes

Technical data
Caractéristiques technique

Dimensions
Encombrement 3

Mobile Crane
Grue mobile 4–5

Equipment
Equipement 6–7

Crane data
Dates de la grue 8

VarioBallast Counterweight radius
Rayon de contrepoids 9

Counterweight
Contrepoids 9

On-road driving
Déplacement sur route 10

Jobsite driving
Déplacement sur chantier 10

Boom/jib combinations
Configurations de flèche 11

T 12–17

TK/TNZK 18–20

TVK/TVNZK 21–23

TK 24–25

Equipment
Equipement 26–27

Description of symbols
Explication des symboles 28

Remarks
Remarques 29

Dimensions
Encombrement

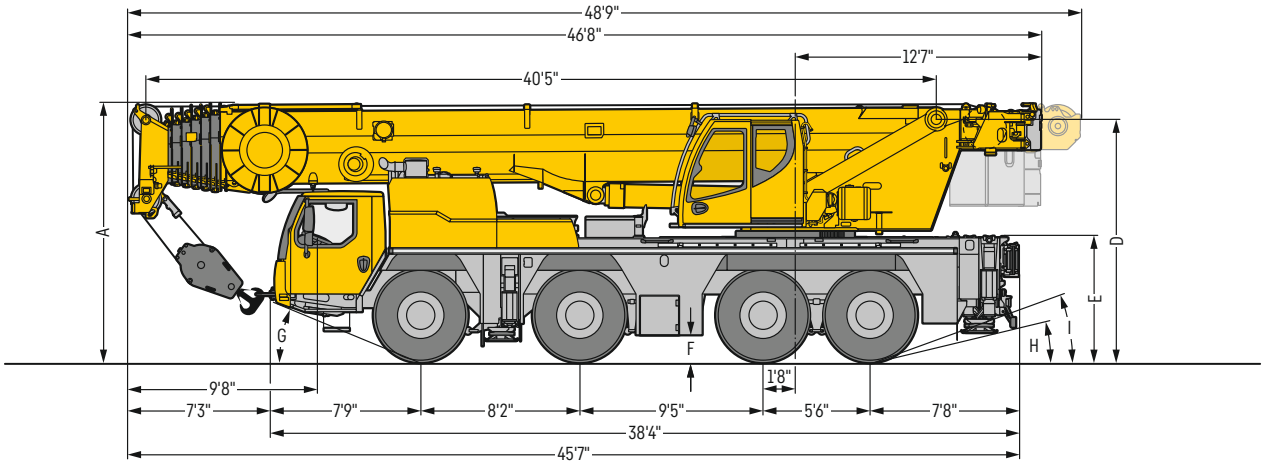

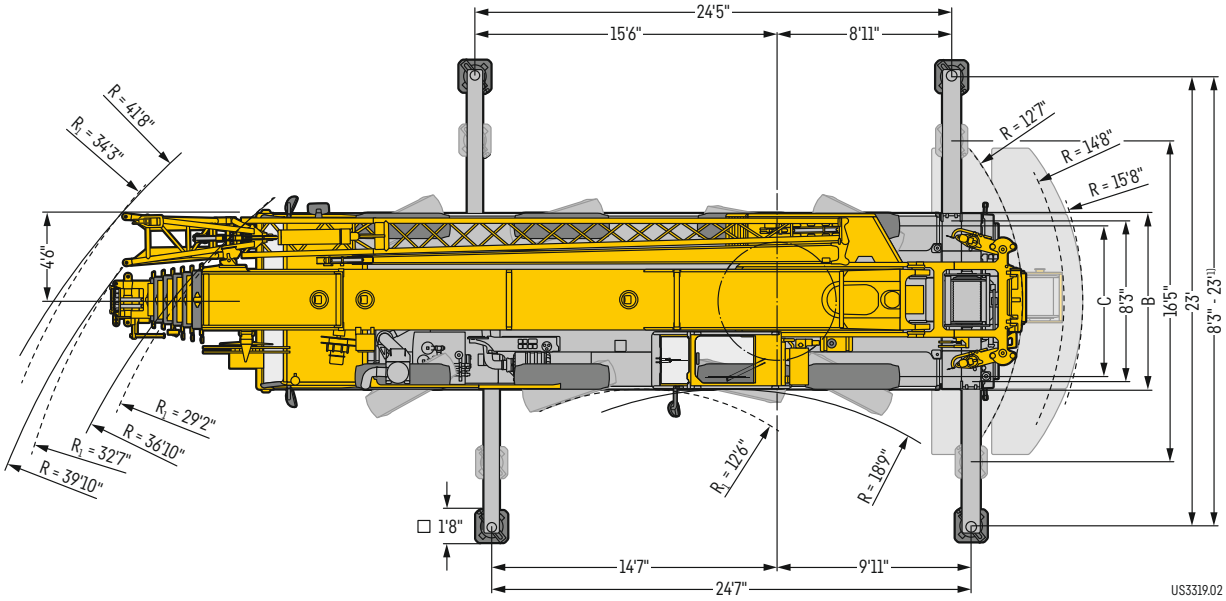

R_1 = All-wheel steering · Direction toutes roues

1) **only with VarioBase®** · seulement avec VarioBase®

Dimensions · Encombrement

	A	A 4" *	B	C	D	E	F	G	H	I
445/95 R 25 (16.00 R 25)	13'1"	12'10"	9'	7'7"	12'4"	6'3"	1'3"	23°	13°	20°
525/80 R 25 (20.5 R 25)	13'1"	12'10"	9'6"	7'9"	12'4"	6'3"	1'3"	23°	13°	20°

* **lowered** · abaissé

LTM 1120-4.1

Integrated storage areas for the daily operation
Rangements intégrés pour l'usage quotidien





217 ft

35 ft – 62 ft

23 ft

9.5 ft

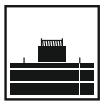

68,300 lb

330 kW (449 PS)

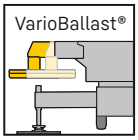

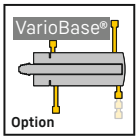

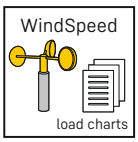

Far away, yet very close
Loin et pourtant si proche

Camera system for telescopic boom and equipment including colour monitor
- **Ideal for working over difficult edges**
- **Helpful zoom function**

Système de caméra pour flèche télescopique et équipement avec écran couleur
- Idéal pour travailler au-dessus d'arêtes gênantes
- Fonction zoom pratique

Constricted site? – VarioBase®!
Le chantier est étroit ? – VarioBase® !

- **Variable extension of outriggers to any position**
- **Best possible lifting capacities using real-time calculation**
- **Greater economy by reducing counter weights**

- Déploiement variable des longerons coulissants quelle que soit la position
- Capacités de charge optimales grâce au calcul en temps réel
- Rentabilité supérieure grâce à l'économie de contrepoids

VarioBallast® – For greater flexibility every day
Une plus grande flexibilité au quotidien

- **12.6 ft radius for smaller footprint**
- Rayon de 12.6 ft nécessitant moins de place

- **15.6 ft radius for higher lifting capacities**
- Rayon de 15.6 ft pour des capacités de charge supérieures

- **Simple mechanical adjustment**
- Réglage mécanique simple

Practical work equipment
Équipement de travail pratique

- **Mechanically or hydraulically adjustable double swing-away jib**
- **Greater working range and working over difficult edges**
- **Interchangeable with many of the crane models**

- Double fléchette pliante réglable mécaniquement et hydrauliquement
- Grande zone de travail et travail au-dessus d'arêtes gênantes
- Échangeable avec de nombreux autres types de grue

Crane data
Dates de la grue

Hook block · Moufles à crochet

181,200 lb	7	12	2,750 lb
167,300 lb	5	10	2,000 lb
109,570 lb	3	7	1,550 lb
48,500 lb	1	3	1,000 lb
16,300 lb	–	1	550 lb

Crane carrier · Châssis porteur

	mph min.	mph max.	%		
445/95 R 25 (16.00 R 25)	0.3	53	56,5		12 / R2
525/80 R 25 (20.5 R 25)	0.3	53	56,5		4 / R2

Theorical gradeability · aptitude théorique en pente

Max. supporting forces · Forces d'appui max.

Fmax	114,000 lb	135,000 lb

Crane superstructure · Partie tournante

	max	⌀		F
1	**0 – 374 ft/min single line** · au brin simple	19 mm	820 ft	16,635 lb
2	**0 – 374 ft/min single line** · au brin simple	19 mm	820 ft	16,635 lb
360°	**0 – 1.8 rpm**			
	approx. 63 seconds to reach 83° boom angle env. 63 s jusqu'à 83°			
	approx. 475 seconds for boom extension from 40 ft – 217 ft env. 475 s pour passer de 40 ft – 217 ft			

VarioBallast
Counterweight radius
Rayon de contrepoids

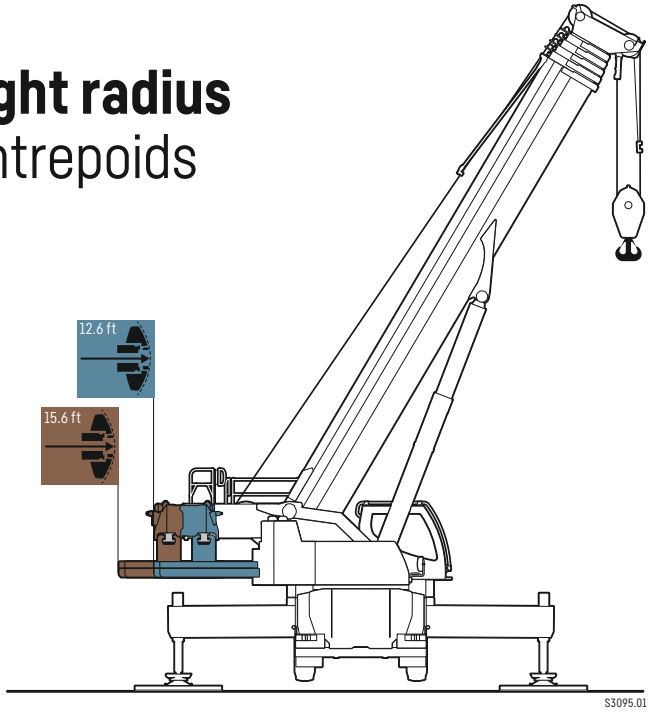

Counterweight
Contrepoids

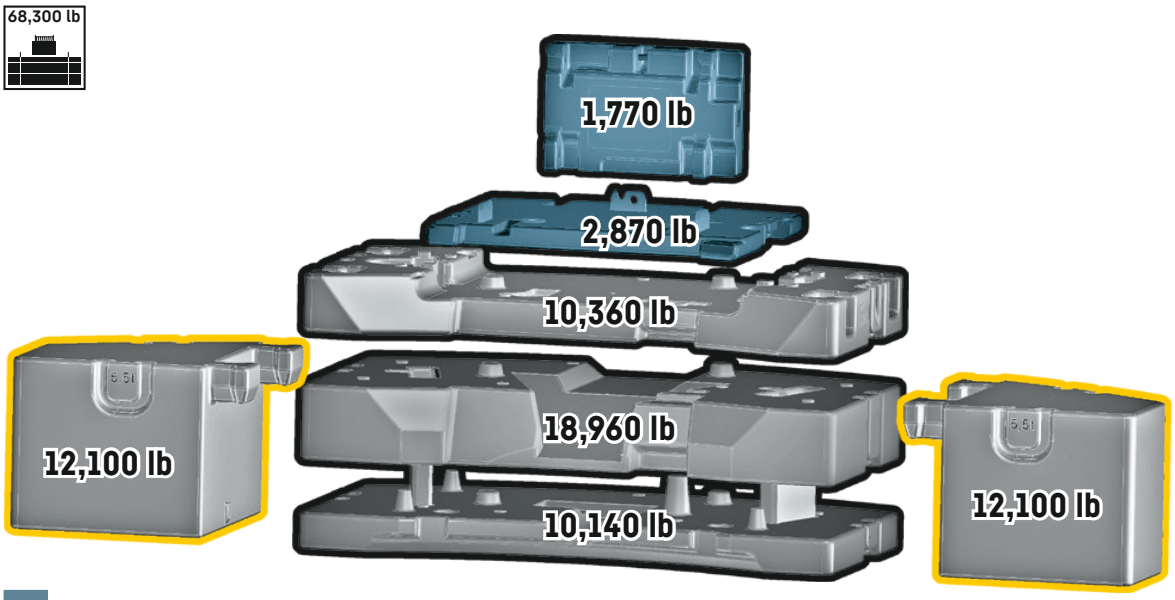

26,400 lb axle load
26,400 lb de charge par essieu

Technichally transportable
Transport techniquement simplifié

Additional counterweight
Contrepoids additionnel

On-road driving
Déplacement sur route

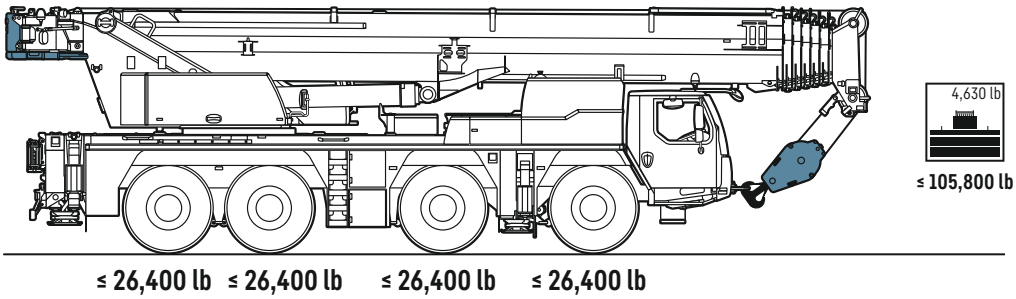

Jobsite driving
Déplacement sur chantier

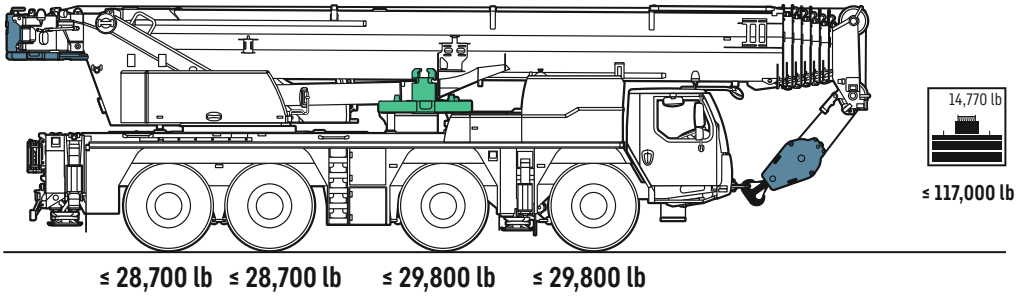

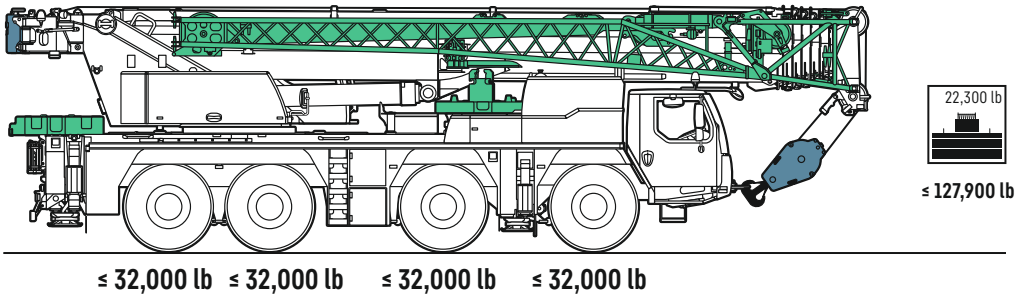

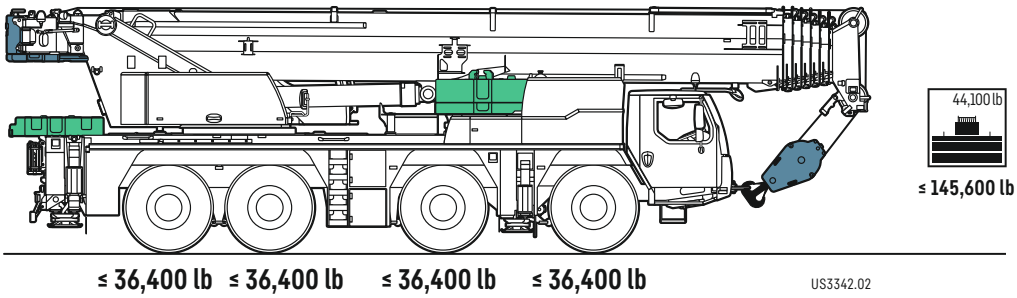

US3342.02

Boom/jib combinations
Configurations de flèche

T	**Telescopic boom** · Flèche télescopique
K/NZK	**Mechanically/hydraulically adjustable folding jib** · Pointe pliante reglable mecaniquement/hydrauliquement
V	**Telescopic boom extension** · Rallonge de flèche télescopique
K	**Assembly jib** · Fléchette de montage

T **TK/TNZK** **TVK/TVNZK** **TK**

S3346.01

Lifting heights
Hauteurs de levage

T

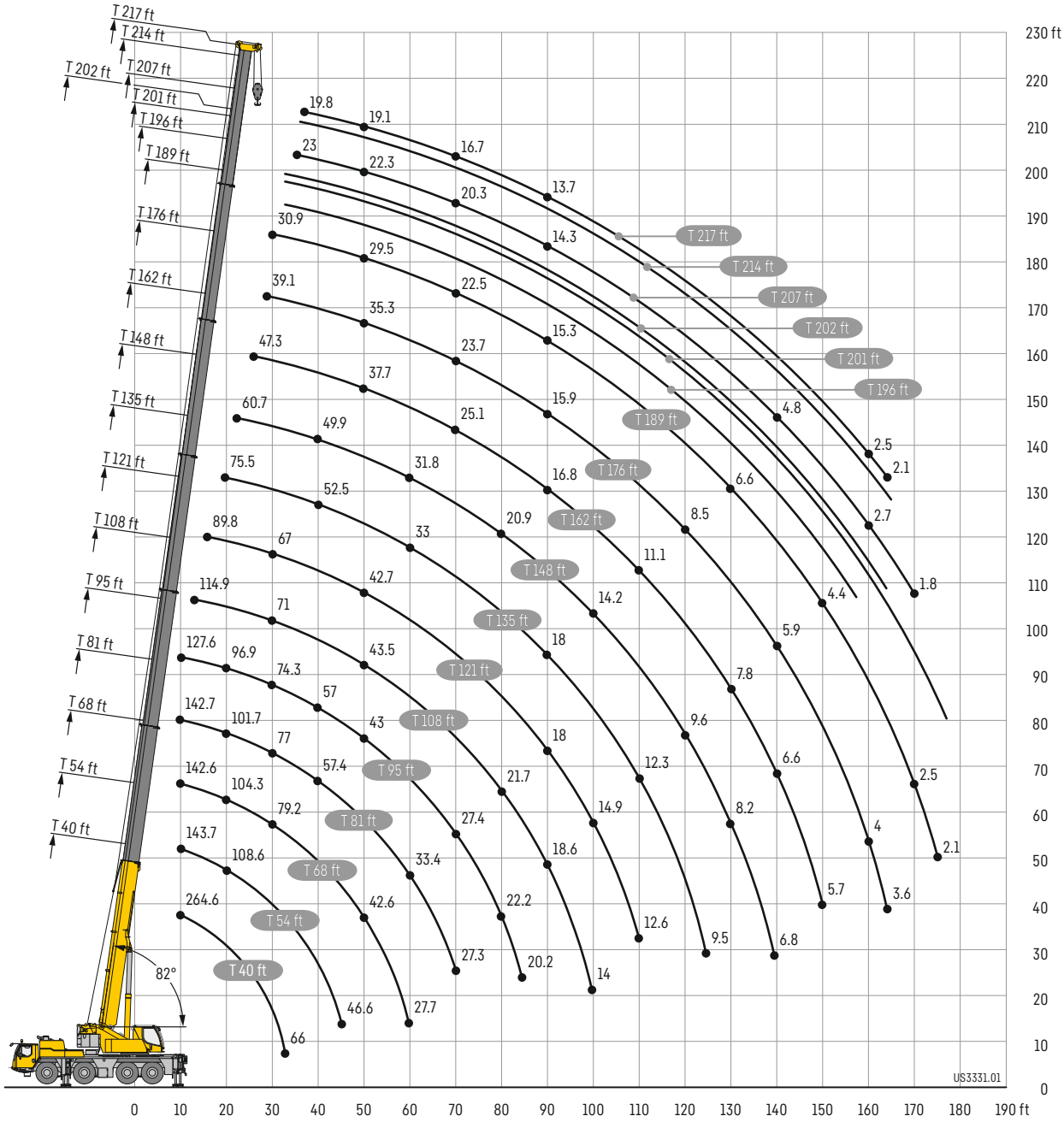

Lifting capacities
Forces de levage

T

40 – 217 ft | 360° | 12.6 ft / 15.6 ft | 68,300 lb | 85%

	40 ft *	40 ft	54 ft	68 ft	81 ft	95 ft	108 ft	121 ft	135 ft	148 ft	162 ft	176 ft	189 ft	196 ft	201 ft	202 ft	207 ft	214 ft	217 ft	
10	264.6	153.2	143.7	142.6	142.7	127.6														10
11	202.1	153.2	143.7	142.6	142.7	138.5														11
12	162.1	151.4	143.7	142.6	142.5	137.2														12
13	155.1	147.2	143.7	141.1	135.7	129.8	114.9													13
14	147.1	140.6	138.7	133.7	128.7	123.2	114.5													14
15	139.2	134.6	131.4	127.5	123.4	117.7	109.6	89.8												15
16	132.4	128.7	125.5	121.3	116.9	110.8	104.4	92.8												16
17	126.9	123.3	121.2	116.4	112.6	106.3	101.3	92.6												17
18	122.1	118.2	116.7	112	108.6	102.4	98.6	91.7												18
19	117.6	113.4	112.6	108	104.7	99.7	95.7	89.7	75.5											19
20	113.3	109	108.6	104.3	101.7	96.9	92.8	87.9	75.3											20
22	105.3	101	101.9	98.9	95.3	90.9	87.3	82.7	74.9	60.7										22
24	98	94	95.5	92.9	89.3	87.7	83.1	78.3	73.4	60.6	47.3									24
26	90.9	87.7	89.5	88.3	85.3	83	78.6	74.2	70.4	60.3	48.9									26
28	83.8	81.6	83.9	83.9	81.3	78.4	74.6	70.5	67.5	60	48.8	39.1								28
30	76.1	75.4	77.9	79.2	77	74.3	71	67	65.1	59.5	48.7	39.1	30.9							30
32	66	66	72.4	73.8	73	70.5	67.7	63.8	62.1	58.3	48.5	39	30.9	26.7	23.2					32
34			67.6	68.9	69.2	67.2	64.5	61.6	59.3	56.1	48.2	38.9	30.9	26.6	23.1	24.8	23			34
36			63.3	64.6	64.9	63.9	61.5	59.6	56.8	53.8	47.9	38.8	30.9	26.3	23	24.8	23	20.3	19.8	36
38			59.4	60.7	61	60.7	58.7	57.7	54.4	52	47.3	38.5	30.7	26.1	22.8	24.7	22.9	20.2	19.7	38
40			55.6	57	57.4	57	55.9	55.1	52.5	49.9	46.4	38.2	30.6	25.8	22.6	24.6	22.8	20.1	19.6	40
45			46.6	49	49.3	49	49.4	48.7	46.4	44.2	41.7	37.2	30.1	24.9	22.2	24.3	22.6	19.9	19.4	45
50				42.6	42.9	43	43.5	42.7	40.6	39.2	37.7	35.3	29.5	23.9	21.6	23.9	22.3	19.6	19.1	50
55				37.4	37.7	38.8	38.3	37.5	36.6	35.3	33.9	32	28.6	22.9	21	23.5	21.9	19.2	18.7	55
60				27.7	33.4	34.4	34	33.2	33	31.8	30.4	29.1	27.4	21.9	20.3	22.9	21.4	18.7	18	60
65					30.4	30.7	30.2	29.5	30	28.8	27.9	26.4	24.8	20.9	19.5	22.3	20.9	18.2	17.4	65
70					27.3	27.4	26.9	26.5	26.6	26.2	25.1	23.7	22.5	19.8	18.8	21.1	20.3	17.7	16.7	70
75						24.6	24.1	24.6	23.8	23.4	22.5	22	21	18.6	18	19.5	19.4	17.1	16.1	75
80						22.2	21.7	22.1	21.4	20.9	20.7	20	19	16.9	17.2	17.5	17.5	16.4	15.4	80
85						20.2	19.9	19.9	19.2	18.9	18.7	17.8	17.1	15.2	16.4	15.8	15.8	15.5	14.6	85
90							18.6	18	18	17.3	16.8	15.9	15.3	13.5	15.2	14.2	14.3	14	13.7	90
95							16.9	16.4	16.3	15.7	15.1	14.2	13.6	11.8	13.6	12.7	12.8	12.6	12.4	95
100							14	14.9	14.8	14.2	13.6	12.8	12.2	10.4	12.2	11.2	11.3	11.2	11.1	100
105								13.6	13.5	12.8	12.3	11.5	10.9	9.2	10.9	9.9	10	10	9.8	105
110								12.6	12.3	11.6	11.1	10.3	9.7	8.2	9.7	8.9	9	8.9	8.8	110
115									11.2	10.5	10	9.3	8.8	7.4	8.8	8	8.1	8	7.9	115
120									10.3	9.6	9.1	8.5	8	6.6	8	7.2	7.3	7.3	7.1	120
125									9.5	8.9	8.4	7.8	7.3	5.9	7.3	6.5	6.6	6.6	6.4	125
130										8.2	7.8	7.1	6.6	5.2	6.6	5.9	6	5.9	5.8	130
135										7.6	7.2	6.5	6	4.6	6	5.3	5.4	5.3	5.2	135
140										6.8	6.6	5.9	5.4	3.9	5.5	4.7	4.8	4.7	4.6	140
145											6.1	5.4	4.9	3.3	5	4.1	4.3	4.2	4.1	145
150											5.7	5	4.4	2.7	4.5	3.6	3.8	3.7	3.6	150
155												4.5	3.9	2.2	4	3	3.2	3.2	3	155
160												4	3.4		3.5	2.5	2.7	2.7	2.5	160
165												3.6	2.9		3	2.1	2.2	2.2	2.1	165
170													2.5		2.6		1.8			170
175													2.1		2.2					175
180															1.8					180

*** ± 0° over rear** · en arriere

t_284_001_10051_00_000 · t_284_001_15301_00_000 · t_284_10301_00_000

Lifting capacities
Forces de levage

T

	40 ft	54 ft	68 ft	81 ft	95 ft	108 ft	121 ft	135 ft	148 ft	162 ft	176 ft	189 ft	196 ft	201 ft	202 ft	207 ft	214 ft	217 ft	
10	153.2	143.7	142.6	142.7	127.6														10
11	153.2	143.7	142.6	142.7	138.5														11
12	150.8	143.7	142.6	142.5	137.2														12
13	145.5	143.7	141.1	135.7	129.8	114.9													13
14	138.5	138.4	133.7	128.7	123.2	114.5													14
15	132.2	131.4	127.5	123.4	117.7	109.6	89.8												15
16	126.4	125.5	121.3	116.9	110.8	104.4	92.8												16
17	121	121.2	116.4	112.6	106.3	101.3	92.6												17
18	116	116.6	112	108.6	102.4	98.6	91.7												18
19	111.3	112.1	108	104.7	99.7	95.7	89.7	75.5											19
20	106.9	107.6	104.3	101.7	96.9	92.8	87.9	75.3											20
22	97.4	99.3	98.7	95.3	90.9	87.3	82.6	74.9	60.7										22
24	88.5	90.5	91.3	89.3	87.7	82.6	77.8	72	60.6	47.3									24
26	81	83.5	84.8	83.8	80.4	75.4	70.7	67.7	60.3	48.9									26
28	73.8	76.7	78.2	77.5	73.3	68.9	67.3	63.2	58.8	48.8	39.1								28
30	67.5	70.3	71.8	70.9	67.4	64.6	62	58.6	55.4	48.7	39.1	30.9							30
32	62	64.8	66.2	65.2	62	60.9	57.4	54.2	51.5	47.2	39	30.9	26.7	23.2					32
34		59.9	61.4	60.2	57.4	56.6	53.3	51.2	48.3	44.7	38.9	30.9	26.6	23.1	24.8	23			34
36		55.3	56.9	56	54.7	52.7	49.7	47.8	45.4	43.1	38.8	30.9	26.3	23	24.8	23	20.3	19.8	36
38		50.6	52.5	52.2	51.6	49.3	46.9	44.7	43.1	40.8	37.5	30.7	26.1	22.8	24.7	22.9	20.2	19.7	38
40		46.4	48.3	48.6	48.4	46.1	44.1	42.8	40.6	38.6	36.1	30.6	25.8	22.6	24.6	22.8	20.1	19.6	40
45		38.2	40	41.5	41.5	39.7	38.2	37.2	35.9	33.9	32	29.9	24.9	22.2	24.3	22.6	19.9	19.4	45
50			33.8	35.2	35.4	34.5	34.3	32.7	31.4	29.9	28.6	26.4	23.9	21.6	23.9	22.3	19.6	19.1	50
55			28.9	30.3	30.4	30.4	30.3	28.7	27.7	26.9	25.2	23.9	21.4	21	22	21.5	19.2	18.7	55
60			25	26.4	26.5	27	26.5	26.2	24.9	23.7	22.2	21	18.6	20	19.2	19.1	18.4	18	60
65				23.1	23.4	23.5	23	23	22.1	21	19.6	18.6	16.2	17.9	16.8	16.8	16.3	16.1	65
70				20.4	20.4	20.6	20.3	20.1	19.4	18.6	17.4	16.4	14.1	15.9	14.8	14.8	14.4	14.1	70
75					18	18.2	17.8	17.6	16.9	16.3	15.4	14.5	12.2	14.1	13	13	12.7	12.4	75
80					15.9	16.1	15.7	15.6	14.9	14.3	13.4	12.7	10.6	12.5	11.4	11.4	11.2	10.9	80
85					14.2	14.3	13.9	13.7	13.1	12.5	11.6	10.9	9.2	10.9	9.9	10	9.8	9.6	85
90						12.7	12.3	12.2	11.5	10.9	10.1	9.4	7.9	9.4	8.6	8.7	8.6	8.4	90
95						11.4	11	10.8	10.1	9.6	8.9	8.3	6.8	8.3	7.5	7.6	7.5	7.4	95
100						10.3	9.7	9.6	9	8.6	7.9	7.4	5.8	7.4	6.6	6.7	6.6	6.4	100
105							8.8	8.7	8.1	7.7	7	6.5	4.8	6.5	5.7	5.8	5.7	5.5	105
110							8.1	7.9	7.4	6.9	6.2	5.7	4	5.8	4.9	5	4.9	4.7	110
115								7.2	6.7	6.2	5.5	5	3.2	5.1	4.1	4.3	4.1	3.9	115
120								6.6	6	5.6	4.9	4.4	2.5	4.4	3.4	3.6	3.4	3.2	120
125								6	5.5	5	4.3	3.8	1.8	3.8	2.8	2.9	2.8	2.6	125
130									4.9	4.5	3.8	3.2		3.3	2.2	2.3	2.2	2	130
135									4.4	3.9	3.2	2.6		2.7					135
140									3.9	3.4	2.7	2.1		2.2					140
145										2.9	2.2								145
150										2.5									150

t_284_001_15305_00_000 • t_284_001_10305_00_000

Lifting capacities
Forces de levage

T

	40 ft	54 ft	68 ft	81 ft	95 ft	108 ft	121 ft	135 ft	148 ft	162 ft	176 ft	189 ft	196 ft	201 ft	202 ft	207 ft	214 ft	217 ft	
10	153.2	143.7	142.6	142.7	127.6														10
11	153.2	143.7	142.6	142.7	138.5														11
12	149.6	143.7	142.6	142.5	137.2														12
13	142.8	142.3	141.1	135.7	129.7	114.9													13
14	136	136	133.7	128.7	123.2	113.1													14
15	129.8	129.7	127.5	123.4	116.8	106.2	89.8												15
16	124	123.9	121.3	116.9	107.9	100	91.5												16
17	117.2	118.4	116.3	108.8	100.4	95.1	88.2												17
18	110.5	111.5	108.4	101	96.6	89.2	82.8												18
19	104.4	105.5	100.5	95	90.3	84	78.5	72.5											19
20	98.7	100.5	95.5	90.3	85.4	79.4	76	70.3											20
22	87.8	88.8	85.6	80.8	75.7	73.1	67.9	63.3	58.5										22
24	78.5	78.6	75.9	72	69.8	65.7	61.8	58.1	53.7	46.9									24
26	69.2	69.9	67.9	64.9	63.2	59.5	56.1	52.9	49.6	44.8									26
28	60.1	62.8	61.3	60.1	57.5	54.2	51.2	49.4	46	42.8	37.9								28
30	52.8	56.6	55.7	55.1	52.7	49.6	48.3	45.5	43	40	36.9	30.9							30
32	46.7	50.6	51	50.4	48.2	45.9	44.4	41.8	39.6	37	34.4	30.9	26.7	23.2					32
34		45.4	46.6	46.2	44.3	43.2	40.9	38.7	36.7	34.8	31.9	29.4	26.5	23.1	24.8	23			34
36		41	42.7	42.6	40.9	40	37.9	36.7	34.7	32.8	30.6	28.1	25.4	23	24.6	23	20.3	19.8	36
38		37	39.2	39.4	38.1	37.1	35.4	34.1	32.2	30.5	28.5	26.6	24	22.8	24.3	22.9	20.2	19.7	38
40		33.5	35.7	36.5	35.4	34.5	33.1	31.8	30	28.4	26.5	25	22.2	22.6	23	22.5	20.1	19.6	40
45		26.7	28.7	30.3	29.9	29.2	28	27.1	25.4	24.1	22.3	21	18.4	20.5	19.2	19.2	18.5	18.1	45
50			23.5	25.1	25.3	25	24	23.2	21.8	20.5	19	17.7	15.2	17.4	16.1	16.1	15.6	15.3	50
55			19.6	20.9	21.1	21.3	20.7	20	18.8	17.7	16.2	15.1	12.7	14.8	13.5	13.6	13.1	12.9	55
60			16.4	17.6	17.8	18	17.6	17.4	16.3	15.3	13.9	12.8	10.5	12.6	11.4	11.5	11.1	10.8	60
65				14.9	15.1	15.3	14.9	14.8	14	13.2	12	11	8.7	10.8	9.5	9.6	9.4	9.1	65
70				12.7	12.8	13	12.7	12.5	11.8	11.2	10.2	9.3	7.1	9.2	8	8.1	7.9	7.6	70
75					11	11.2	10.8	10.6	10	9.5	8.7	7.9	5.7	7.8	6.6	6.7	6.5	6.3	75
80					9.4	9.6	9.3	9.2	8.6	8.2	7.4	6.6	4.5	6.6	5.4	5.5	5.4	5.2	80
85					8.4	8.5	8.2	8.1	7.5	7.1	6.3	5.5	3.4	5.5	4.3	4.4	4.3	4.1	85
90						7.5	7.2	7.1	6.6	6.1	5.3	4.5	2.3	4.5	3.3	3.5	3.3	3.1	90
95						6.7	6.4	6.3	5.7	5.3	4.5	3.7		3.6	2.4	2.6	2.4	2.2	95
100						6.1	5.6	5.5	5	4.5	3.6	2.9		2.8					100
105							5	4.8	4.3	3.9	2.9	2.1		2					105
110							4.4	4.2	3.7	3.2	2.2								110
115								3.6	3.1	2.6									115
120								3.1	2.5	2									120
125								2.6	2										125

t_284_001_15315_00_000 • t_284_001_10315_00_000

Lifting capacities
Forces de levage

T

	40 ft	54 ft	68 ft	81 ft	95 ft	108 ft	121 ft	135 ft	148 ft	162 ft	176 ft	189 ft	196 ft	201 ft	202 ft	207 ft	214 ft	217 ft	
10	153.2	143.7	142.6	142.7	127.6														10
11	153.1	143.7	142.6	142.7	138.5														11
12	148.9	143.7	142.5	142.4	134.3														12
13	141.5	141.1	140.8	134	126	111.2													13
14	134.7	134.7	133.5	123.2	114.7	103.5													14
15	128.2	128.2	125.7	115.6	104.7	98.7	88.2												15
16	120.5	121	114.6	105.5	99.2	91.6	84.3												16
17	113.2	113.1	104.8	98.6	92.8	85.6	80.3												17
18	106.6	104	98.3	93.1	86.9	81.1	76.5												18
19	100.2	97.5	91.6	86.9	81.1	77.6	71.9	66.3											19
20	93.9	90.7	85.9	81.5	77.4	73.1	67.7	63.5											20
22	81.4	79.2	76.1	72.2	69.5	65	60.7	56.7	52.3										22
24	70.8	69.6	67.3	65.5	62.1	58.2	54.9	51.5	47.6	43.7									24
26	60.8	61.7	60.3	58.9	55.8	52.1	50.5	47.3	44.4	40.4									26
28	52.6	54.9	53.9	53	50.2	48.5	45.7	42.9	40.4	37.5	34.8								28
30	46	49	48.4	47.8	45.7	44.2	41.7	40.2	37.7	35.3	32.9	29.4							30
32	40	44	43.8	43.5	41.9	40.4	38.5	36.8	34.6	32.6	30.3	27.8	25.2	23.2					32
34		39.1	39.9	39.7	38.4	37.2	35.4	33.9	31.9	30.1	27.9	26.1	23.2	23.1	23.4	22.4			34
36		34.9	36.4	36.5	35.4	34.3	32.7	31.3	29.5	27.7	25.7	24.1	21.3	22.5	22	21.6	19.8	19.2	36
38		31.3	33.4	33.7	32.6	31.8	30.3	29.1	27.3	25.7	23.8	22.3	19.5	21.6	20.3	20.1	19.1	18.5	38
40		28.2	30.4	31.1	30.2	29.4	28.2	27	25.4	23.9	22.1	20.6	17.9	20.1	18.7	18.7	17.9	17.5	40
45		22.2	24.2	25.7	25.3	24.8	23.6	22.8	21.3	20	18.4	17.1	14.5	16.7	15.3	15.4	14.9	14.6	45
50			19.5	20.9	21.1	21	20.1	19.4	18.1	16.9	15.4	14.2	11.8	13.9	12.6	12.7	12.3	12	50
55			15.9	17.2	17.4	17.6	17.1	16.6	15.4	14.4	12.9	11.9	9.5	11.6	10.4	10.5	10.2	9.9	55
60			13.1	14.3	14.4	14.6	14.3	14.1	13.2	12.2	10.9	9.9	7.6	9.7	8.5	8.6	8.3	8.1	60
65				11.9	12	12.2	11.9	11.7	11	10.3	9.2	8.2	6	8	6.8	7	6.8	6.5	65
70				10	10.1	10.3	10	9.8	9.2	8.7	7.7	6.8	4.5	6.7	5.5	5.6	5.4	5.2	70
75					8.6	8.8	8.5	8.4	7.8	7.4	6.3	5.5	3.3	5.4	4.2	4.4	4.2	4	75
80					7.5	7.6	7.4	7.3	6.7	6.3	5.2	4.4	2	4.3	3.1	3.3	3.1	2.9	80
85					6.6	6.7	6.4	6.3	5.7	5.3	4.2	3.4		3.4		2.1			85
90						5.8	5.6	5.4	4.9	4.4	3.3	2.5		2.5					90
95						5.1	4.8	4.7	4.1	3.5	2.5								95
100						4.6	4.2	4	3.5	2.8									100
105							3.5	3.4	2.8	2.1									105
110							2.9	2.8	2.2										110
115								2.2											115

t_284_001_15317_00_000 • t_284_001_10317_00_000

Lifting capacities
Forces de levage

T

40 – 217 ft | 360° | 4,600 lb | 85%

	40 ft	54 ft	68 ft	81 ft	95 ft	108 ft	121 ft	135 ft	148 ft	162 ft	176 ft	189 ft	196 ft	201 ft	202 ft	207 ft	214 ft	217 ft	
10	153.2	143.7	142.6	142.7	127.6														10
11	152.1	143.7	142.6	137.9	128.2														11
12	147.4	143.7	139.2	128.9	118														12
13	139.7	139.8	129.1	117.7	106	99.1													13
14	131.6	129.1	118	107.4	97.9	90.5													14
15	122.8	117.2	106.1	99.7	92	86.1	75.5												15
16	114.4	105.7	98.3	92	86.4	80.9	73.6												16
17	104.3	97.4	90.5	84.8	81.2	74.9	69												17
18	94.4	88.8	84.6	79.7	75.6	69.8	64.2												18
19	86	83	78.7	75.4	70.5	64.8	59.8	56.2											19
20	78.8	76.4	73.1	70.3	65.7	60.5	57.1	52.8											20
22	66.9	65.6	63.3	61	57.1	54.1	50.7	46.9	43.6										22
24	56.6	56.3	54.9	53.3	50.6	48.3	45.3	42.6	39.1	34.8									24
26	48.7	48.9	48.2	47.4	45.1	43.1	40.6	38.6	36	33.5									26
28	41.5	43.1	42.7	42.3	40.4	38.8	36.7	34.9	32.5	30.3	28								28
30	35.3	38.2	38.1	38	36.6	35.1	33.3	31.7	29.5	27.6	25.3	23.5							30
32	30.4	34.1	34.3	34.4	33.1	32	30.3	29	27	25.2	23.1	21.4	18.5	20.7					32
34		30.4	31	31.2	30.2	29.3	27.7	26.5	24.7	23.1	21.1	19.5	16.7	18.9	17.5	17.5			34
36		26.9	28.2	28.5	27.7	26.9	25.5	24.4	22.7	21.1	19.3	17.8	15.1	17.3	15.9	15.9	15.3	14.9	36
38		23.9	25.7	26.2	25.4	24.8	23.5	22.5	20.9	19.4	17.7	16.3	13.6	15.8	14.5	14.5	14.1	13.7	38
40		21.3	23.3	24.1	23.4	22.8	21.8	20.8	19.3	17.9	16.3	14.9	12.3	14.5	13.2	13.2	12.9	12.6	40
45		16.2	18	19.4	19.3	18.9	17.9	17.2	15.9	14.7	13.2	12	9.5	11.7	10.4	10.4	10.1	9.9	45
50			14	15.4	15.7	15.8	15	14.4	13.2	12.1	10.7	9.6	7.2	9.4	8.1	8.2	8	7.7	50
55			11	12.3	12.5	12.8	12.4	12	11	10	8.6	7.6	5.3	7.5	6.2	6.3	6.1	5.9	55
60			8.9	9.9	10.1	10.3	10	9.8	9.1	8.2	7	6	3.7	5.9	4.6	4.8	4.6	4.4	60
65				8.3	8.4	8.6	8.3	8.2	7.5	6.7	5.5	4.6		4.5	3.3	3.4	3.2	2.9	65
70				7	7.1	7.2	7	6.8	6.2	5.4	4.2	3.3		3.3	1.8				70
75					6	6.1	5.9	5.7	5	4.3	3.1	2.1		2.1					75
80					5	5.2	4.9	4.8	4	3.3	2								80
85					4.2	4.4	4.1	4	3.2	2.2									85
90						3.6	3.3	3.2	2.2										90
95						2.9	2.6	2.5											95
100						2.3	1.8												100

t_284_001_15321_00_000

Lifting heights
Hauteurs de levage

TK/TNZK

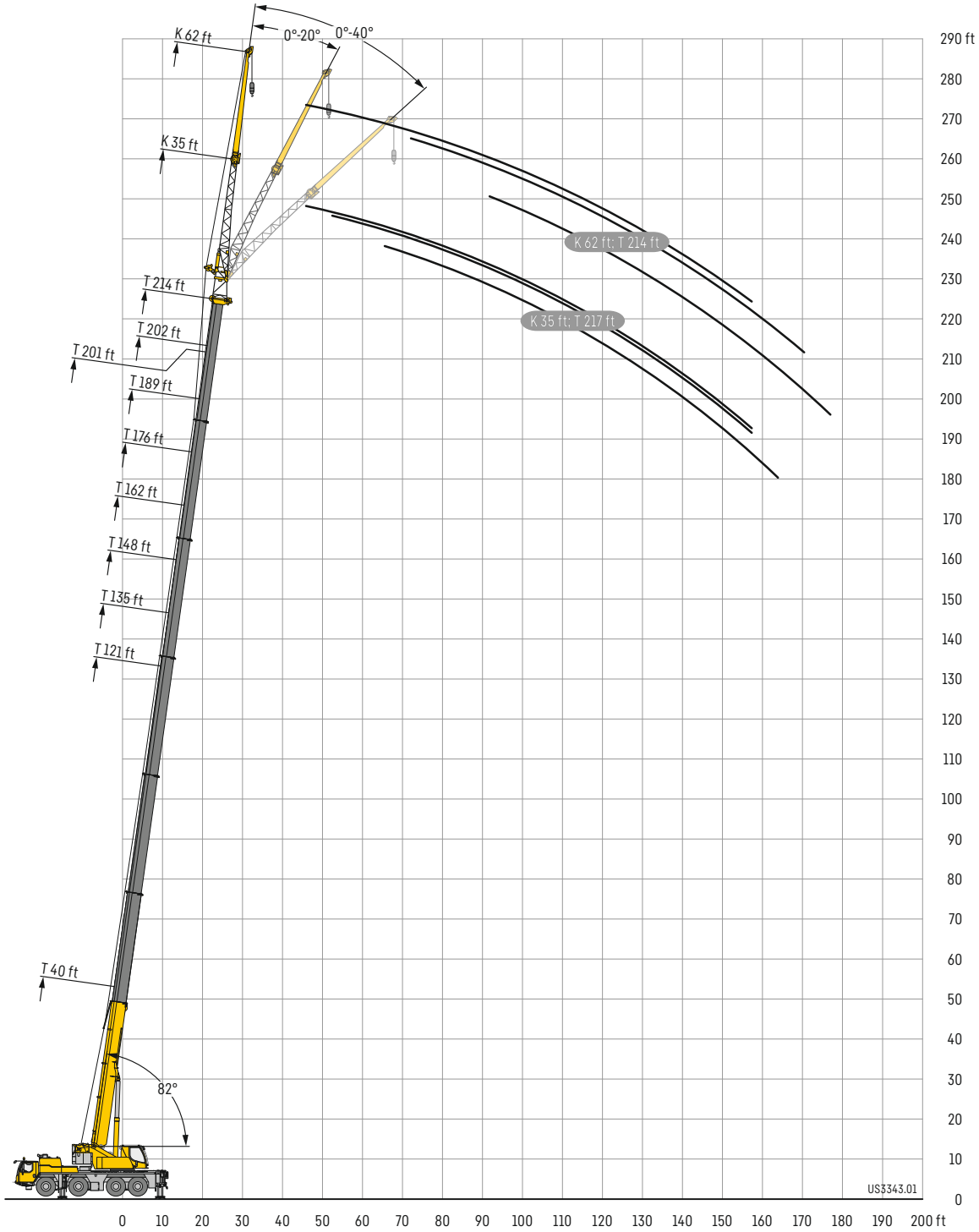

Lifting capacities
Forces de levage

TK/TNZK

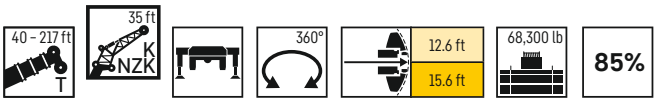

	40 ft			121 ft			135 ft			148 ft			162 ft			176 ft			189 ft			201 ft			202 ft			214 ft			217 ft			
	35 ft																																	
	0°	20°	40°	0°	20°	40°	0°	20°	40°	0°	20°	40°	0°	20°	40°	0°	20°	40°	0°	20°	40°	0°	20°	40°	0°	20°	40°	0°	20°	40°	0°	20°	40°	
10	32.5																																	10
11	32.5																																	11
12	32.5																																	12
13	32.5																																	13
14	32.5	32.5																																14
15	32.5	32.5																																15
16	32.5	32.5																																16
17	32.5	32.4																																17
18	32.5	32.1																																18
19	32.5	31.5																																19
20	32.5	30.7																																20
22	32.3	29.2		32.5																														22
24	31.3	27.8	21.6	32.5																														24
26	29.6	26.6	20.9	32.5			32.5																											26
28	28	25.4	20.2	32.5			32.5																											28
30	26.4	24.4	19.6	32.5	32.5		32.5			32.4																								30
32	24.8	23.4	19	32.5	32.3		32.5			32.3																								32
34	23.4	22.5	18.6	32.5	32		32.5	30.7		32.1			27.3						14.9															34
36	22.2	21.7	18.1	32.5	31.4		32.5	30.3		32	28.4		27.2						17.6															36
38	21	20.9	17.7	32.5	30.7	21.3	32.5	29.9		31.8	28.1		27.1			22.1			17.6			12.1			13									38
40	20	20.2	17.3	32.5	30	21	32.5	29.5	21.1	31.5	27.8		26.9	24.9		22			17.6			12.1			13			10.6						40
45	17.7	18.7	16.5	32.5	28.3	20.3	32.5	28.4	20.4	30.9	26.9	20.3	26.6	24.4		21.9	20.3		17.5			12			13			10.6			10.3			45
50	15.9	17.5	16	32.5	26.7	19.6	32.4	27.1	19.8	30.2	26.2	19.7	26.2	23.9	19.5	21.5	20.1		17.3	16.1		11.9	12		12.9	13		10.5			10.2			50
55	14.3	16.5	15.7	31.8	25.4	19	31.1	25.8	19.2	29.3	25.4	19.2	25.9	23.4	19	21	20	18.5	16.8	16		11.7	11.8		12.9	12.8		10.4	10.5		10.1	10.2		55
60	13.1	14.8	15.3	29.9	24.2	18.5	28.5	24.6	18.6	27	24.6	18.7	25.2	22.9	18.5	20.5	19.8	18.1	16.5	15.8	15.3	11.5	11.5	11.7	12.8	12.6	12.4	10.2	10.3		10	10.1		60
65	12.1	13	8.8	27.1	23.1	18	25.4	23.5	18.2	24.5	23.6	18.2	22.7	22.5	18.1	20.1	19.6	17.8	16.1	15.7	15.3	11.3	11.2	11.4	12.6	12.4	12.4	10.1	10.2	10.2	9.9	9.9	10	65
70				24.3	22.1	17.6	22.7	22.6	17.7	21.9	22.4	17.8	20.9	21.8	17.7	19	19.3	17.4	15.8	15.6	15.3	11	10.9	11.1	12.4	12.3	12.3	9.9	10	10.1	9.7	9.7	9.9	70
75				21.7	21.2	17.2	20.4	21.5	17.4	19.6	20.9	17.5	19.1	19.9	17.3	17.5	18.9	17.1	15.6	15.4	15.3	10.7	10.6	10.8	12.2	12.1	12.1	9.7	9.7	9.9	9.6	9.6	9.8	75
80				19.2	20.4	16.8	18.2	19.5	17	17.6	19	17.1	17.1	18.4	17.1	16.4	17	16.8	14.8	15.2	15	10.4	10.3	10.5	11.9	11.8	11.8	9.6	9.5	9.7	9.4	9.4	9.5	80
85				17	18.2	16.5	16	17.3	16.7	15.6	17	16.7	15.4	16.7	16.5	15.1	15.3	16	13.7	14.6	14.5	10.1	10	10.1	11.7	11.4	11.4	9.4	9.3	9.5	9.2	9.2	9.3	85
90				15.2	16.2	16.3	14.2	15.3	16	13.8	15	15.9	13.7	14.9	15.9	13.7	14.5	14.8	12.3	13.5	13.9	9.8	9.7	9.8	11.3	11.1	11.1	9.2	9.1	9.3	9	9	9.1	90
95				13.5	14.4	15.1	12.5	13.5	14.4	12.3	13.2	14.1	12.5	13.2	14.1	12.4	13.3	14	11.6	12.1	13.1	9.5	9.4	9.5	10.9	10.8	10.8	9	8.9	9	8.8	8.8	8.9	95
100				12	12.9	13.5	11.4	12	12.7	11.7	11.7	12.5	12	11.7	12.5	11.7	11.8	12.6	11	10.9	11.8	9.2	9.2	9.2	10.1	10.4	10.4	8.8	8.7	8.8	8.6	8.6	8.7	100
105				10.7	11.5	12	10.8	10.6	11.2	11.1	10.8	11	11.3	11.1	11	10.6	11.1	11.2	9.9	10.5	10.5	9	8.9	9	9.1	9.8	10.1	8.4	8.5	8.6	8.2	8.4	8.5	105
110				9.5	10.2	10.6	10.2	10.1	10.1	10.5	10.4	10.4	10.3	10.6	10.6	9.5	10.2	10.5	9	9.8	10	8.7	8.7	8.7	8.1	9	9.4	7.8	8.3	8.4	7.6	8.2	8.3	110
115				8.9	9.1	9.5	9.7	9.6	9.7	9.8	9.9	9.9	9.2	9.8	10.1	8.6	9.2	9.7	8.1	8.8	9.3	8	8.3	8.5	7.3	8	8.6	7	7.8	8.2	6.8	7.7	8	115
120				8.5	8.6	8.7	9.2	9.2	9.3	9	9.4	9.5	8.5	9	9.4	7.8	8.4	8.8	7.3	7.9	8.4	7.2	7.9	8.2	6.5	7.2	7.7	6.2	7	7.7	6	6.8	7.5	120
125				8.1	8.2	8.3	8.8	8.8	8.9	8.2	8.7	9	7.7	8.2	8.6	7.1	7.6	8	6.6	7.2	7.6	6.5	7.1	7.5	5.7	6.5	7	5.5	6.3	6.9	5.3	6.1	6.7	125
130				7.7	7.8	7.9	8.2	8.4	8.5	7.6	8	8.2	7.1	7.5	7.8	6.4	6.9	7.3	5.9	6.5	6.9	5.9	6.4	6.8	5.1	5.8	6.2	4.9	5.6	6.1	4.7	5.4	6	130
135				7.4	7.5	7.6	7.6	7.9	8	7	7.3	7.5	6.5	6.9	7.2	5.8	6.3	6.6	5.3	5.9	6.2	5.3	5.8	6.2	4.4	5.1	5.6	4.2	4.9	5.4	4.1	4.7	5.3	135
140				7.1	7.1	7.2	7	7.3	7.4	6.4	6.7	6.9	5.9	6.3	6.5	5.2	5.7	6	4.8	5.3	5.6	4.7	5.2	5.6	3.9	4.5	5	3.7	4.3	4.8	3.5	4.2	4.6	140
145				6.8			6.5	6.7	6.8	5.9	6.2	6.3	5.4	5.8	6	4.7	5.2	5.4	4.3	4.7	5	4.2	4.7	5	3.3	3.9	4.3	3.1	3.7	4.2	3	3.6	4	145
150							6	6.2	6.2	5.5	5.7	5.8	4.9	5.3	5.4	4.3	4.6	4.9	3.7	4.2	4.5	3.7	4.2	4.5	2.8	3.4	3.8	2.6	3.2	3.6		3	3.5	150
155							5.6	5.7	5.7	5	5.2	5.3	4.5	4.8	4.9	3.7	4.2	4.4	3.2	3.7	4	3.2	3.7	4	2.2	2.8	3.2		2.7	3.1		2.5	2.9	155
160							5.3			4.6	4.8	4.8	4	4.3	4.5	3.2	3.6	3.9	2.7	3.2	3.4	2.7	3.2	3.5		2.3	2.7		2.2	2.6			2.4	160
165										4.1	4.3	4.3	3.6	3.8	3.9	2.8	3.2	3.3	2.2	2.7	2.9		2.7	3		1.8	2.1			2.1				165
170										3.7	3.8	3.7	3.1	3.4	3.4	2.4	2.7	2.8	1.8	2.2	2.4			2.5										170
175										3			2.7			1.9					1.9													175
180													2.4																					180
185													2																					185

t_284_003_00501_00_000 · t_284_003_00001_00_000

Lifting capacities
Forces de levage

TK/TNZK

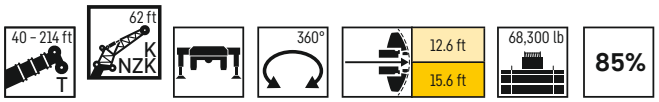

	40 ft			121 ft			135 ft			148 ft			162 ft			176 ft			189 ft			201 ft			202 ft			214 ft			
	62 ft																														
	0°	20°	40°	0°	20°	40°	0°	20°	40°	0°	20°	40°	0°	20°	40°	0°	20°	40°	0°	20°	40°	0°	20°	40°	0°	20°	40°	0°	20°	40°	
11	15.6																														11
12	15.5																														12
13	15.4																														13
14	15.3																														14
15	15.1																														15
16	15																														16
17	14.8																														17
18	14.6																														18
19	14.4																														19
20	14.2																														20
22	13.8																														22
24	13.4																														24
26	13			15.5																											26
28	12.6	10.6		15.5																											28
30	12.2	10.2		15.3			14.7																								30
32	11.8	9.9		15.2			14.6																								32
34	11.4	9.7		15			14.5			13.7																					34
36	11.1	9.4		14.8			14.3			13.6			12.4																		36
38	10.7	9.2		14.6			14.2			13.5			12.4																		38
40	10.4	9		14.3			14			13.4			12.3			11			9.5												40
45	9.7	8.6	7.7	13.8	10.2		13.6	10.2		13.1			12.2			10.9			9.5			7.8			8.2			6.6			45
50	9.2	8.2	7.4	13.2	9.8		13.1	9.8		12.7	9.7		11.9			10.8			9.4			7.8			8.2			6.6			50
55	8.7	7.9	7.2	12.6	9.4		12.6	9.5		12.3	9.4		11.6	9.3		10.6	9		9.4			7.6			8.1			6.6			55
60	8.1	7.6	7	12.1	9.2	7.6	12.1	9.2	7.6	11.9	9.2		11.4	9.1		10.4	8.8		9.3	8.5		7.4			8			6.6			60
65	7.6	7.4	6.9	11.6	8.9	7.5	11.7	9	7.5	11.5	9	7.5	11.1	8.8		10.2	8.6		9.2	8.3		7.3	7		7.8	7.4		6.6			65
70	7.1	7.2	6.8	11.1	8.7	7.4	11.2	8.7	7.4	11.1	8.8	7.4	10.8	8.7	7.3	10	8.5		9.1	8.2		7.2	6.9		7.7	7.3		6.6	6.3		70
75	6.6	7	6.8	10.6	8.5	7.3	10.8	8.5	7.3	10.8	8.6	7.3	10.4	8.5	7.3	9.8	8.3	7.2	9.1	8		7.1	6.9		7.6	7.3		6.5	6.3		75
80	6.2	6.9	6.8	10.2	8.3	7.2	10.3	8.3	7.2	10.4	8.4	7.2	10.1	8.3	7.2	9.6	8.2	7.1	8.9	7.9	7	7	6.9		7.5	7.3		6.4	6.3		80
85	5.8	6.9	6.8	9.8	8.1	7.1	10	8.2	7.1	10	8.2	7.1	9.8	8.1	7.1	9.4	8	7	8.8	7.8	6.9	6.9	6.9	6.7	7.4	7.2	6.8	6.3	6.2		85
90	5.5	6.8	6.8	9.4	7.9	7	9.7	8	7.1	9.7	8.1	7	9.6	8	7	9.2	7.9	7	8.7	7.7	6.9	6.8	6.8	6.7	7.3	7.2	6.7	6.2	6.2	6.2	90
95	5.2			9.1	7.8	7	9.4	7.8	7	9.5	7.9	7	9.3	7.9	7	9	7.8	6.9	8.6	7.6	6.8	6.8	6.8	6.6	7.2	7.2	6.7	6.2	6.2	6.2	95
100				8.9	7.6	6.9	9.1	7.7	6.9	9.2	7.8	6.9	9.1	7.7	6.9	8.9	7.6	6.9	8.5	7.5	6.8	6.7	6.8	6.6	7.1	7.2	6.6	6.1	6.2	6.2	100
105				8.6	7.5	6.9	8.8	7.6	6.9	8.9	7.6	6.9	8.9	7.6	6.9	8.6	7.5	6.8	8.3	7.4	6.8	6.7	6.8	6.6	7.1	7.1	6.6	6	6.2	6.2	105
110				8.3	7.4	6.8	8.6	7.5	6.8	8.7	7.5	6.8	8.6	7.5	6.8	8.3	7.4	6.8	8.1	7.3	6.7	6.6	6.8	6.5	7	7	6.6	6	6.2	6.2	110
115				8	7.3	6.8	8.3	7.4	6.8	8.3	7.4	6.8	8.1	7.4	6.8	8	7.3	6.8	7.7	7.2	6.7	6.6	6.7	6.5	7	7	6.5	6	6.2	6.2	115
120				7.7	7.2	6.8	8	7.3	6.8	7.7	7.3	6.8	7.8	7.3	6.8	7.7	7.2	6.7	7.5	7.1	6.6	6.5	6.6	6.5	6.6	6.9	6.5	5.9	6.1	6.2	120
125				7.4	7.1	6.8	7.2	7.2	6.8	7.4	7.2	6.8	7.6	7.2	6.7	7.5	7.1	6.7	6.9	7	6.6	6.4	6.5	6.5	5.9	6.9	6.5	5.6	6.1	6.2	125
130				7.1	7	6.8	7	7.1	6.8	7.2	7.1	6.7	7.4	7	6.7	7	6.9	6.7	6.3	6.9	6.6	6	6.4	6.4	5.3	6.4	6.5	5	6	6.2	130
135				6.7	6.9	6.8	6.8	6.8	6.8	7	6.9	6.7	7	6.9	6.7	6.4	6.8	6.7	5.7	6.7	6.6	5.4	6.2	6.3	4.7	5.9	6.5	4.4	5.6	6.2	135
140				6.3	6.7	6.8	6.6	6.7	6.8	6.8	6.8	6.7	6.4	6.8	6.7	5.8	6.6	6.6	5.2	6.1	6.5	4.9	5.9	6.2	4.1	5.3	6.2	3.8	5	5.9	140
145				6.1	6.2	6.5	6.4	6.5	6.6	6.4	6.6	6.7	5.9	6.6	6.7	5.3	6.1	6.6	4.6	5.5	6.2	4.3	5.4	6	3.6	4.7	5.6	3.3	4.5	5.4	145
150				5.9	6	6.1	6.2	6.3	6.5	5.9	6.4	6.6	5.4	6.1	6.5	4.8	5.5	6.1	4.1	5	5.6	3.8	4.8	5.5	3.1	4.1	5	2.8	3.9	4.8	150
155				5.6	5.7	5.9	6	6.1	6.2	5.5	6	6.3	5	5.6	6	4.3	5	5.5	3.6	4.5	5.1	3.4	4.3	5	2.6	3.6	4.4	2.4	3.4	4.2	155
160				5.4	5.5	5.6	5.6	5.9	6.1	5.1	5.5	5.9	4.6	5.1	5.5	3.9	4.6	5	3.2	4.1	4.6	2.9	3.8	4.5	2.2	3.1	3.9		2.9	3.7	160
165				5.2	5.3	5.4	5.2	5.6	5.7	4.7	5.1	5.4	4.2	4.7	5	3.5	4.1	4.6	2.8	3.6	4.1		3.4	4		2.7	3.4			3.2	165
170				5	5.1		4.9	5.2	5.2	4.3	4.7	4.9	3.8	4.3	4.6	3	3.7	4.1	2.3	3.2	3.7		3	3.5			2.9			2.7	170
175				4.2			4.5	4.8	4.8	3.9	4.3	4.5	3.3	3.9	4.2	2.6	3.3	3.7		2.7	3.2		2.5	3.1			2.4				175
180							4.2	4.4		3.5	3.9	4	3	3.5	3.7	2.2	2.8	3.2		2.3	2.7			2.6							180
185							3.8			3.1	3.5	3.5	2.6	3	3.3	1.9	2.4	2.8		1.9	2.3										185
190										2.8	3.1	3	2.2	2.6			2	2.3													190
195										2.5	2.7		1.9	2.3																	195
200										2.2				1.9																	200

t_284_003_03501_00_000 · t_284_003_03001_00_000

Lifting heights
Hauteurs de levage

TVK/TVNZK



Lifting capacities
Forces de levage

TVK/TVNZK

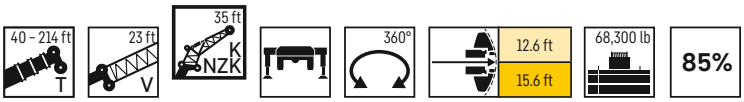

	40 ft + 23 ft			121 ft + 23 ft			135 ft + 23 ft			148 ft + 23 ft			162 ft + 23 ft			176 ft + 23 ft			189 ft + 23 ft			201 ft + 23 ft			202 ft + 23 ft			214 ft + 23 ft			
	35 ft																														
	0°	20°	40°	0°	20°	40°	0°	20°	40°	0°	20°	40°	0°	20°	40°	0°	20°	40°	0°	20°	40°	0°	20°	40°	0°	20°	40°	0°	20°	40°	
10	28.9																														10
11	28.6																														11
12	28.2																														12
13	27.9																														13
14	27.5																														14
15	27.1																														15
16	26.6																														16
17	26.2																														17
18	25.7	24																													18
19	25.2	23.6																													19
20	24.8	23.2																													20
22	23.8	22.3		29.2																											22
24	22.9	21.5		28.9			26.3																								24
26	22.1	20.7		28.5			26.1																								26
28	21.3	19.9	18.9	28.1			25.9			23			16.4																		28
30	20.5	19.2	18.3	27.7			25.6			22.9			16.4																		30
32	19.8	18.5	17.6	27.3			25.3			22.7			16.4			14.7															32
34	19.1	17.9	17.1	26.8	23.1		24.9			22.4			16.4			14.7															34
36	18.4	17.3	16.5	26.3	22.6		24.6			22.2			16.4			14.7			11.4												36
38	17.8	16.7	16	25.8	22.2		24.2	21.3		22			16.4			14.7			11.4			8.4			9						38
40	17.2	16.2	15.5	25.3	21.7		23.8	20.9		21.7	19.7		16.4			14.6			11.4			8.4			9						40
45	15.8	15	14.5	24	20.6	18.2	22.8	20		21.1	18.9		16.4	16.3		14.5			11.4			8.4			9			7.4			45
50	14.6	13.9	13.5	22.8	19.6	17.4	21.9	19.1	17.1	20.4	18.2	16.5	16.4	16		14.2	13.7		11.4	11.3		8.4			8.9			7.4			50
55	13.4	12.9	12.7	21.6	18.7	16.7	21	18.3	16.4	19.7	17.6	15.9	16.3	15.5	14.6	14	13.5		11.3	11.2		8.3	8.3		8.9	9		7.4			55
60	12.4	12	11.8	20.6	17.8	16	20.1	17.5	15.9	19	16.9	15.4	16.2	15.1	14.2	13.8	13.2	12.7	11.3	11.1	9.4	8.2	8.2		8.9	8.9		7.4	7.5		60
65	11.5	11.2	11.1	19.6	17	15.4	19.2	16.8	15.3	18.3	16.3	14.9	15.9	14.7	13.8	13.6	12.9	12.5	11.1	10.9	10.7	8.1	8.1	8	8.8	8.8	8.5	7.4	7.4		65
70	10.7	10.5	10.5	18.6	16.3	14.8	18.4	16.2	14.8	17.6	15.7	14.4	15.5	14.3	13.4	13.3	12.6	12.2	10.9	10.7	10.5	8	8	8	8.8	8.7	8.5	7.3	7.3	7.2	70
75	10.1	9.9	10	17.8	15.6	14.3	17.6	15.6	14.3	17	15.2	14	15.1	13.9	13	13	12.4	11.9	10.7	10.5	10.4	7.9	7.9	7.9	8.7	8.6	8.4	7.2	7.2	7.2	75
80	9.5	9.4	9.7	17	15	13.9	16.9	15	13.8	15.9	14.6	13.6	14.7	13.5	12.7	12.7	12.1	11.7	10.5	10.4	10.2	7.7	7.7	7.8	8.5	8.5	8.4	7.1	7.2	7.2	80
85	9	9.1	9.3	16.2	14.4	13.4	16	14.4	13.4	15.1	14.1	13.2	13.8	13.1	12.4	12.5	11.8	11.4	10.3	10.1	10.1	7.6	7.6	7.6	8.4	8.4	8.4	7	7	7.1	85
90	8.5	8.6		15.2	13.8	13	14.3	13.9	13	13.8	13.6	12.8	13.1	12.8	12.1	11.9	11.5	11.2	10	9.9	9.8	7.4	7.4	7.5	8.3	8.2	8.2	6.9	6.9	7	90
95				13.7	13.3	12.5	12.7	13.2	12.5	12.2	12.7	12.4	12.1	12.1	11.8	10.8	11.3	11	9.7	9.6	9.6	7.2	7.3	7.3	8.1	8.1	8.1	6.7	6.8	6.9	95
100				12.2	12.8	12.1	11.2	12.2	12.1	10.7	11.8	11.9	10.8	11.5	11.4	10	10.6	10.7	9.2	9.4	9.3	7.1	7.1	7.2	7.9	7.9	7.9	6.6	6.6	6.7	100
105				10.9	11.7	11.7	9.9	10.8	11.5	9.5	10.4	11.1	9.5	10.4	10.9	9.4	9.5	10.4	8.4	9	9.1	6.9	6.9	7	7.8	7.7	7.7	6.5	6.5	6.6	105
110				9.7	10.4	10.9	8.8	9.6	10.2	8.5	9.3	9.9	8.5	9.3	9.9	8.6	9.1	9.2	7.9	8.4	8.9	6.7	6.7	6.8	7.3	7.5	7.5	6.3	6.4	6.4	110
115				8.8	9.4	9.8	8	8.6	9.1	7.8	8.3	8.8	7.9	8.4	8.9	7.8	8.5	8.7	7.6	7.6	8.2	6.5	6.5	6.6	6.6	7.3	7.4	6	6.2	6.3	115
120				8	8.5	8.8	7.4	7.8	8.2	7.5	7.5	8	7.6	7.6	8.1	7.5	7.6	8.1	7	7.3	7.4	6.4	6.4	6.4	5.9	6.7	7.1	5.5	6.1	6.2	120
125				7.2	7.7	8	7.1	7.1	7.4	7.2	7.2	7.2	7.4	7.3	7.3	7	7.2	7.3	6.3	7	7.2	6	6.2	6.3	5.2	6	6.6	4.9	5.6	6	125
130				6.6	7	7.3	6.9	6.9	6.9	7	6.9	7	7	7.1	7.1	6.3	6.8	7.1	5.6	6.3	6.7	5.3	5.9	6.1	4.5	5.3	5.8	4.2	5	5.6	130
135				6.2	6.4	6.6	6.6	6.6	6.7	6.7	6.7	6.8	6.4	6.8	6.9	5.7	6.3	6.6	5	5.7	6.1	4.7	5.4	5.7	3.9	4.6	5.2	3.7	4.4	4.9	135
140				5.9	6	6.1	6.3	6.4	6.4	6.3	6.5	6.5	5.8	6.3	6.5	5.2	5.7	6	4.4	5	5.5	4.1	4.8	5.2	3.4	4	4.5	3.1	3.8	4.3	140
145				5.6	5.7	5.8	6.1	6.1	6.2	5.8	6.2	6.3	5.3	5.7	6	4.7	5.1	5.4	3.9	4.5	4.9	3.6	4.2	4.7	2.8	3.5	3.9	2.6	3.2	3.7	145
150				5.4	5.5	5.5	5.8	5.9	6	5.3	5.7	5.8	4.8	5.2	5.4	4.2	4.6	4.9	3.4	3.9	4.3	3.1	3.7	4.1	2.3	2.9	3.4		2.7	3.2	150
155				5.1	5.2	5.3	5.4	5.6	5.7	4.9	5.2	5.3	4.4	4.7	4.9	3.7	4.1	4.4	2.9	3.4	3.8		3.2	3.6		2.4	2.8			2.7	155
160				4.9	5		5	5.2	5.3	4.5	4.7	4.9	3.9	4.3	4.5	3.2	3.7	3.9	2.4	2.9	3.3		2.7	3.1		2	2.3				160
165				4.7	4.7		4.6	4.8	4.9	4	4.3	4.4	3.5	3.8	4	2.7	3.2	3.4		2.5	2.8						1.9				165
170				4.4			4.2	4.4		3.6	3.8	3.9	3	3.4	3.5	2.3	2.7	2.9		2	2.3										170
175							3.8	3.9		3.1	3.4	3.5	2.6	2.9	3.1	1.9	2.3	2.5			1.9										175
180							3.4			2.8	3		2.2	2.5	2.6		1.8	2													180
185							2.3			2.4	2.6		1.9	2.1	2.2																185
190										2.1	2.2																				190
195										1.8																					195

t_284_005_00501_00_000 · t_284_005_00001_00_000

Lifting capacities
Forces de levage

TVK/TVNZK

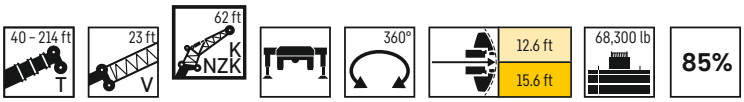

	40 ft + 23 ft			121 ft + 23 ft			135 ft + 23 ft			148 ft + 23 ft			162 ft + 23 ft			176 ft + 23 ft			189 ft + 23 ft			201 ft + 23 ft			202 ft + 23 ft			214 ft + 23 ft			
	62 ft																														
	0°	20°	40°	0°	20°	40°	0°	20°	40°	0°	20°	40°	0°	20°	40°	0°	20°	40°	0°	20°	40°	0°	20°	40°*	0°	20°	40°	0°	20°	40°*	
15	13.5																														15
16	13.4																														16
17	13.4																														17
18	13.3																														18
19	13.2																														19
20	13.1																														20
22	13																														22
24	12.8																														24
26	12.6																														26
28	12.3																														28
30	12.1																														30
32	11.9	10		13.4																											32
34	11.6	9.8		13.3																											34
36	11.4	9.6		13.2			12.5									9.1															36
38	11.1	9.4		13.1			12.4			11.5						9.1															38
40	10.9	9.2		13			12.3			11.5						9			7.3												40
45	10.3	8.8		12.7			12.1			11.4			10.2			9			7.3			5.2			5.5			3.9			45
50	9.8	8.5	7.5	12.4	9.7		11.9	9.6		11.2			10.1			8.9			7.3			5.2			5.5			3.9			50
55	9.3	8.2	7.3	12	9.4		11.7	9.3		11	9.2		10			8.9			7.3			5.2			5.5			3.9			55
60	8.9	7.9	7.2	11.7	9.1		11.4	9.1		10.8	9		9.9	8.8		8.8			7.3			5.2			5.5			3.9			60
65	8.5	7.7	7	11.3	8.9	7.5	11.1	8.9	7.5	10.6	8.8		9.8	8.6		8.7	8.1		7.3	6.8		5.2			5.5			3.9			65
70	8.1	7.5	6.9	10.9	8.7	7.4	10.8	8.7	7.4	10.4	8.6	7.3	9.6	8.4		8.6	8.1		7.3	6.7		5.2	5.2		5.5	5.5		3.9			70
75	7.6	7.3	6.8	10.5	8.5	7.3	10.5	8.5	7.3	10.1	8.5	7.2	9.4	8.3	7.2	8.5	8		7.2	6.7		5.2	5.1		5.5	5.5		3.9	4.6		75
80	7.3	7.1	6.8	10.2	8.3	7.2	10.1	8.3	7.2	9.9	8.3	7.2	9.2	8.1	7.1	8.3	7.9	7	7.1	6.7		5.2	5.1		5.5	5.5		3.9	4.6		80
85	6.9	6.8	6.7	9.8	8.2	7.1	9.8	8.2	7.1	9.6	8.1	7.1	9	8	7	8.2	7.7	6.9	7	6.7	6.3	5.2	5.1		5.5	5.4		3.9	4.6		85
90	6.6	6.5	6.6	9.6	8	7	9.6	8	7.1	9.4	8	7	8.8	7.9	7	8	7.6	6.9	6.9	6.7	6.3	5.2	5.1	4.9	5.5	5.4	5.2	3.9	4.6		90
95	6.3	6.3	6.4	9.3	7.9	7	9.3	7.9	7	9.1	7.9	7	8.6	7.8	6.9	7.9	7.4	6.8	6.8	6.7	6.3	5.1	5	4.9	5.5	5.4	5.2	3.9	4.5	4.4	95
100	6.1	6	6.2	9.1	7.7	6.9	9.1	7.8	6.9	8.9	7.8	6.9	8.4	7.7	6.9	7.7	7.3	6.8	6.8	6.6	6.3	5.1	5	4.9	5.4	5.4	5.2	3.9	4.5	4.4	100
105	5.8	5.8	6.1	8.8	7.6	6.9	8.8	7.7	6.9	8.7	7.6	6.9	8.2	7.5	6.8	7.6	7.1	6.7	6.7	6.5	6.3	5	5	4.9	5.4	5.4	5.2	3.9	4.5	4.4	105
110	5.5	5.7	6	8.5	7.5	6.8	8.6	7.5	6.8	8.4	7.5	6.8	7.9	7.4	6.8	7.3	7	6.7	6.6	6.4	6.3	5	5	4.9	5.3	5.4	5.2	3.9	4.5	4.4	110
115	5.2	5.6		8.3	7.4	6.8	8.3	7.4	6.8	8.1	7.4	6.8	7.6	7.3	6.8	7	6.9	6.6	6.4	6.3	6.2	5	5	4.9	5.3	5.4	5.2	3.9	4.5	4.4	115
120				8	7.3	6.8	7.8	7.3	6.8	7.5	7.3	6.8	7.2	7.1	6.7	6.8	6.7	6.5	5.9	6.2	6.1	4.9	5	4.9	5.2	5.3	5.2	3.9	4.5	4.4	120
125				7.8	7.1	6.8	7.2	7.2	6.7	6.8	7.2	6.7	6.6	7	6.7	6.4	6.5	6.4	5.7	6.2	6.1	4.9	5	4.9	5	5.3	5.2	3.9	4.5	4.4	125
130				7.3	7	6.7	6.5	7.1	6.7	6.2	7	6.7	6	6.7	6.6	5.8	6.3	6.3	5.7	6	6	4.8	4.9	4.9	4.6	5.3	5.2	3.9	4.5	4.4	130
135				6.7	6.9	6.7	5.9	6.7	6.7	5.7	6.5	6.6	5.7	6.3	6.5	5.7	6.1	6.3	5.1	5.5	5.9	4.7	4.8	4.9	4	5.2	5.2	3.7	4.4	4.4	135
140				6.1	6.7	6.6	5.4	6.2	6.6	5.5	5.9	6.4	5.5	5.8	6.2	5.4	5.7	6	4.5	5.3	5.6	4.2	4.7	4.8	3.5	4.7	5.2	3.2	4.3	4.4	140
145				5.6	6.3	6.5	5.2	5.6	6.2	5.3	5.3	6	5.4	5.3	5.9	4.9	5.3	5.8	4	5	5.2	3.7	4.5	4.7	3	4.1	4.9		3.9	4.4	145
150				5.1	5.7	6.1	5	5.1	5.6	5.1	5.1	5.4	5.1	5.2	5.3	4.4	5.1	5.4	3.5	4.6	5.1	3.2	4.2	4.6	2.5	3.6	4.5		3.3	4.1	150
155				4.6	5.2	5.6	4.8	4.9	5.1	4.9	5	5	4.7	5	5.1	3.9	4.8	5	3.1	4	4.8		3.8	4.4		3.1	4		2.9	3.7	155
160				4.4	4.7	5.1	4.7	4.7	4.8	4.7	4.8	4.9	4.3	4.8	4.9	3.5	4.4	4.8	2.6	3.6	4.3		3.3	4		2.6	3.5			3.2	160
165				4.2	4.3	4.6	4.5	4.6	4.7	4.4	4.6	4.8	3.9	4.5	4.8	3.1	3.9	4.4		3.1	3.8		2.8	3.6			3			2.7	165
170				4	4.1	4.2	4.3	4.4	4.5	4	4.4	4.6	3.5	4.1	4.5	2.7	3.5	4		2.7	3.3			3.1			2.5				170
175				3.9	4	4.1	4.2	4.2	4.3	3.6	4.1	4.4	3	3.7	4		3	3.6		2.3	2.9			2.7							175
180				3.7	3.8		3.8	4.1	4.2	3.2	3.7	4	2.7	3.3	3.6		2.7	3.1			2.4										180
185				3.5	3.6		3.5	3.9	4	2.8	3.3	3.6	2.3	2.9	3.2		2.3	2.7													185
190				3.4	3.4		3.1	3.5		2.5	2.9	3.2		2.5	2.8			2.3													190
195				3.2			2.8	3.1		2.1	2.6	2.7		2.1	2.4																195
200							2.5	2.7		1.8	2.2	2.3			1.9																200
205							2.2	2.4			1.9																				205
210							2																								210

* only possible in TVNZK mode · uniquement possible en cas de fonctionnement de la pointe pliante hydraulique de la fleche telescopique (TVNZK)

t_284_005_03501_00_000 · t_284_005_03001_00_000

Lifting heights
Hauteurs de levage

TK

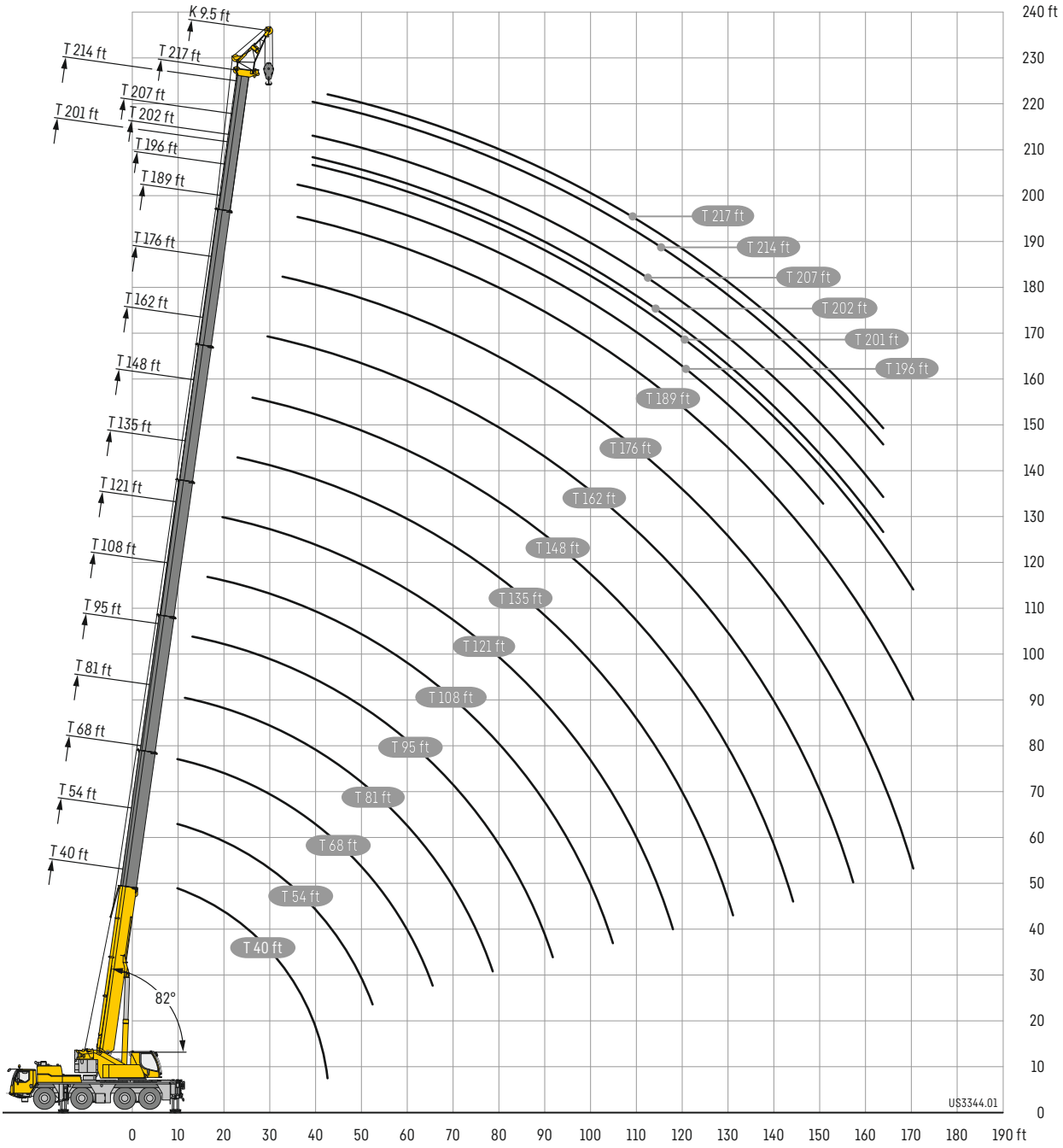

Lifting capacities
Forces de levage

TK

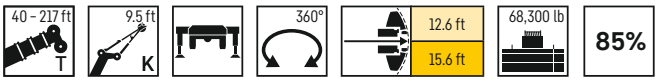

	40 ft	54 ft	68 ft	81 ft	95 ft	108 ft	121 ft	135 ft	148 ft	162 ft	176 ft	189 ft	196 ft	201 ft	202 ft	207 ft	214 ft	217 ft	
	9.5 ft																		
10	64.1	64.1	64.1																10
11	64.1	64.1	64.1	64.1															11
12	64.1	64.1	64.1	64.1															12
13	64.1	64.1	64.1	64.1	64.1														13
14	64.1	64.1	64.1	64.1	64.1														14
15	64.1	64.1	64.1	64.1	64.1														15
16	64.1	64.1	64.1	64.1	64.1	64.1													16
17	64.1	64.1	64.1	64.1	64.1	64.1													17
18	64.1	64.1	64.1	64.1	64.1	64.1													18
19	64.1	64.1	64.1	64.1	64.1	64.1	64.1												19
20	64.1	64.1	64.1	64.1	64.1	64.1	64.1												20
22	64.1	64.1	64.1	64.1	64.1	64.1	64.1												22
24	64.1	64.1	64.1	64.1	64.1	64.1	64.1	64.1											24
26	64.1	64.1	64.1	64.1	64.1	64.1	64.1	64	51.7										26
28	64.1	64.1	64.1	64.1	64.1	64.1	64.1	63.7	51.6	36.3									28
30	64.1	64.1	64.1	64.1	64.1	64.1	63.9	61.1	51.4	41.9									30
32	64.1	64.1	64.1	64.1	64.1	64.1	62	58.5	51.1	41.8	33.8								32
34	64.1	64.1	64.1	64.1	63.7	62.8	59.3	56.3	50.7	41.6	33.8	24.3							34
36	63.3	63.8	64.1	63.4	62.3	60.3	56.7	53.8	50.1	41.4	33.7	26.4	22.9						36
38	59.4	60.3	60.6	61.7	60.2	57.8	54.3	51.5	48.3	41.1	33.5	26.3	22.8	19.6	21.2	19.4			38
40	55.6	56.6	57	58.1	57.6	55.2	52.2	49.4	46.4	40.8	33.3	26.1	22.7	19.5	21.2	19.4	17.2	16.8	40
45		48.4	49.9	50	49.7	48.6	46.3	43.8	42.2	39.7	32.6	25.8	22.2	19.1	21	19.2	17	16.6	45
50		42	43.4	43.6	43.2	42.4	40.4	39.8	38.1	35.8	31.8	25.4	21.4	18.6	20.6	18.9	16.8	16.4	50
55		36.7	38.2	38.3	37.9	37.1	37.2	35.5	33.7	32.4	30.6	24.9	20.6	18.1	20.3	18.6	16.5	16.1	55
60			33.8	33.9	33.5	33.4	33.4	31.6	30.5	29.2	27.3	24.2	19.7	17.6	19.9	18.3	16.1	15.8	60
65			30	30.1	29.7	30.5	29.7	28.9	27.3	26.2	25.1	23.5	18.9	17.1	19.4	17.9	15.8	15.4	65
70				26.7	27.3	27.2	26.3	25.8	25	24.1	23.1	21.5	18	16.5	18.9	17.5	15.4	14.8	70
75				23.9	24.8	24.3	23.4	23.5	22.9	22.1	20.8	19.4	17.1	15.9	18.2	17	14.9	14.3	75
80				21.7	22.3	21.8	21	21	20.7	19.8	18.8	18.2	16.1	15.3	16.9	16.3	14.4	13.7	80
85					20.2	19.6	19.4	18.9	18.5	17.9	17.5	16.6	14.7	14.6	15.3	15.1	13.9	13.2	85
90					18.3	17.6	17.8	17.1	16.5	16.5	15.6	15	13.1	14	13.8	13.8	13.3	12.5	90
95					16.6	15.9	16.1	15.4	15.1	14.8	13.9	13.3	11.6	13.1	12.3	12.4	12.1	11.7	95
100						14.9	14.6	14.4	13.9	13.3	12.4	11.9	10.1	11.8	10.9	11	10.8	10.6	100
105						13.9	13.2	13.2	12.5	11.9	11.1	10.5	9	10.5	9.6	9.7	9.6	9.5	105
110						10.7	12	12	11.3	10.7	9.9	9.4	8	9.3	8.6	8.7	8.6	8.5	110
115							11	10.8	10.2	9.7	9	8.5	7.1	8.5	7.7	7.8	7.7	7.6	115
120							10	9.9	9.3	8.8	8.2	7.7	6.3	7.7	6.9	7	7	6.8	120
125								9.1	8.5	8.1	7.4	7	5.6	6.9	6.2	6.3	6.2	6.1	125
130								8.4	7.9	7.4	6.8	6.3	5	6.3	5.6	5.6	5.6	5.4	130
135								7.8	7.3	6.8	6.2	5.7	4.3	5.7	4.9	5	5	4.8	135
140									6.7	6.2	5.6	5.1	3.6	5.1	4.4	4.5	4.4	4.3	140
145									6.2	5.7	5.1	4.6	3	4.6	3.8	3.9	3.9	3.7	145
150									5.2	5.3	4.6	4.1	2.4	4.1	3.2	3.4	3.3	3.1	150
155										4.8	4	3.5	1.9	3.6	2.7	2.8	2.8	2.6	155
160										4.3	3.6	3		3	2.1	2.3	2.3	2.1	160
165											3.1	2.5		2.6		1.8	1.8		165
170											2.7	2.1		2.1					170
175											2.3								175

t_284_006_00501_00_000 • t_284_006_00001_00_000

Equipment

Crane carrier

Frame	Liebherr designed and manufactured, box-type, torsion resistant design of hightensile fine grained structural steel.
Outriggers	4-point supporting system, hydraulically telescopable into horizontal and vertical direction. Operation with remote control, automatic support leveling, electronic inclination display.
Engine	6-cylinder Diesel, make Liebherr, watercooled, output 330 kW (449 h.p.), max. torque 1722 lb-ft. Exhaust emissions to (EU 2016/1628 and EPA/CARB or ECE-R.96, spark arrestor. Fuel reservoir: 145 gallons.
Transmission	ZF 12-speed gear box with automatic control system. ZF-intarder fitted directly to the gear. Two-stage transfer case with lockable transfer differential.
Axles	Low maintenance carrier axles, all 4 axles steered. Axle 2, 3 and 4 are equipped with planetary gears, all driven axles with transverse differential locks.
Cardan shaft	All cardan shafts with 70° diagonal toothing and maintenance free.
Suspension	All axles are mounted on hydropneumatic suspension – "Niveaumatik suspension" and are lockable hydraulically.
Tyres	8 tyres, size: 445/95 R 25 (16.00 R 25).
Steering	2-circuit system with hydraulic servo steering. Active speed depending rear axle steering, special steering programs for various driving situations.
Brakes	Service brake: all-wheel servo-air brake, all axles are equipped with disc brakes, dual circuit. Parking brake: Spring brake actuator, acting on the wheels of the 2nd to 4th axle. Sustained-action brakes: Engine brake as exhaust retarder with Liebherr additional brake system ZBS. Intarder 3 in gearbox.
Driver's cab	Spacious corrosion resistant with comfort furnishings, mounted on rubber shock absorbers, safety glazing.
Electrical system	Modern data bus technique, 24 Volt DC.

Crane superstructure

Frame	Liebherr-manufactured, torsionally rigid steel construction made from high-tensile fine-grain steel. Triple-roller slewing rim.
Crane drive	Diesel-hydraulic with axial variable displacement pumps with automatic capacity control, 1 double gear pump, driven by the carrier Diesel engine, open regulated oil circuits with electrically controlled "load sensing", operation of 4 movements simultaneously.
Control	Electric "Load Sensing" control, simultaneous operation of 4 working motions, 2 self-centering hand control levers (joy-stick type).
Hoist gear	Axial piston fixed displacement motor, Liebherr hoist drum with integrated planetary gear and spring-loaded static brake.
Luffing gear	1 differential ram with pilot-controlled brake valve.
Slewing gear	Axial piston fixed displacement motor, planetary gear, spring-loaded static brake. Slewing gear invertible from released to locked as a standard feature.
Crane cab	Large screen area, compound glass, comfort furnishing, cabin tiltable 20° to rear.
Safety devices	LICCON2 safe load indicator, test system hoist limit switch, safety valves to prevent pipe and hose ruptures.
Telescopic boom	1 base section and 6 telescopic sections. All telescopic sections hydraulically extendable independent of one another. Rapid-cycle telescoping system TELEMATIK. Boom length: 40 ft – 217 ft.
Counterweight	44,100 lb
Electrical system	Modern data bus technique, 24 Volt DC.

Additional equipment

K	Assembly jib 9.5 ft.
K	Single folding jib, 35 ft. Double swing-away jib 35 ft – 62 ft. Mechanical adjustment 0°; 20°; 40°.
NZK	Single folding jib, 35 ft. Double swing-away jib 35 ft – 62 ft. Hydraulic adjustment 0° – 40°.
V	Telescopic boom extension 23 ft.
2nd hoist gear	For two-hook operation or for operation with swing-away jib if the hoist rope shall remain reeved.
Additional counterweight	24,200 lb for a total counterweight of 68,300 lb.
Tyres	8 tyres, size 525/80 R 25 (20.5 R 25).

Other items of equipment available on request.

Equipement

Châssis porteur

Cadre	Fabrication Liebherr, construction en caisson indéformable, en acier à haute résistance à grains fins.
Calage	Dispositif de calage horizontal et vertical en 4 points, entièrement déployable hydrauliquement. Utilisation avec commande à distance, mise à niveau automatique du calage, inclinomètre électronique.
Moteur	Moteur diesel, 6 cylindres, fabriqué par Liebherr, à refroidissement par eau, de 330 kW (449 ch), couple max. 1722 lb-ft. Emissions des gaz d'échappement conformes aux directives (EU) 2016/1628 et EPA/CARB ou ECE-R.96, pare-étincelles. Capacité du réservoir à carburant: 145 gallons.
Boîte de vitesse	Boîte de vitesses ZF à 12 rapports, mécanisme automatisé à commande. Ralentisseur hydrodynamique ZF directement accouplé à la boîte. Boîte de transfert à 2 étages avec blocage de différentiel.
Essieux	Essieux nécessitant peu d'entretien, les 4 essieux sont directeurs. Les essieux 2, 3 et 4 sont des essieux planétaires, tous les essieux moteurs avec différentiel transversal.
Arbres articulés	Tous les flasques de croisillons avec denture en croix 70° et sans entretien.
Suspension	Suspension hydropneumatique «Niveaumatik» – sur tous les essieux. Chaque essieu peut être bloqué hydrauliquement.
Pneumatiques	8 pneus de taille: 445/95 R 25 (16.00 R 25).
Direction	2 circuits avec direction assistée hydraulique. Direction active des essieux arrière et dépendante de la vitesse, programmes de direction spéciaux pour les différents modes de déplacement.
Freins	Freins de service: servofrein à air comprimé, tous les essieux sont munis de freins à disque, à 2 circuits. Frein à main: ressort accumulé agissant sur les roues des essieux 2 à 4. Freins continus: frein moteur par clapet sur échappement avec système de ralentissement Liebherr ZBS. Ralentisseur 3 monté sur boîte de vitesse.
Cabine	Spacieuse cabine, traitement anticorrosion, équipement «grand confort», suspension par silentblocs, vitrage de sécurité.
Installation électrique	Technique moderne de transmission de données par BUS de données, courant continu 24 Volts.

Partie tournante

Cadre	Fabrication Liebherr, construction soudée indéformable, en acier à grain fin haute résistance. Couronne d'orientation à triple rangée de rouleaux.
Entraînement	Diesel hydraulique avec pompes à débit variable et régulation de puissance automatique, 1 pompe à engrenages double, entraînés par le moteur Diesel du porteur, circuits hydrauliques ouverts avec «load sensing», régulé électriquement. 4 mouvements simultanés practicables.
Commande	Direction électrique «Load Sensing», 4 mouvements de travail dirigeable simultanément, deux leviers de commande à 4 positions et à autocentrage.
Mécanisme de levage	Moteur à cylindrée constante et à pistons axiaux. Treuil de marque Liebherr équipé d'un engrenage planétaire et d'un frein d'arrêt commandé par ressort.
Mécanisme de relevage	1 vérin différentiel avec clapet de frein commandé.
Dispositif de rotation	Moteur à cylindrée constante à pistons axiaux, engrenage planétaire, frein d'arrêt commandé par ressort. Orientation de série commutable en circuit hydraulique ouvert ou fermé (freinage automatique ou au pied).
Cabine de grue	Large champ de vision, vitrage de sécurité, équipement pour un confort idéal, cabine inclinable de 20° vers l'arrière.
Dispositif de sécurité	Contrôleur de charge «LICCON2», système test limitation de la course pour le levage, soupape de sûreté contre la rupture de tubes et de tuyaux.
Flèche télescopique	1 élément de base et 6 éléments télescopiques. Tous les éléments télescopables indépendamment les uns des autres. Système de télescopage séquentiel rapide, TELEMATIK. Longueur de flèche: 40 ft – 217 ft.
Contrepoids	44,100 lb
Installation électrique	Technique moderne de transmission de données par BUS de données. Courant continu 24 Volts.

Equipement supplémentaire

K	Flechette de montage 9.5 ft.
K	Flechette pliante simple, longueur 35 ft. Double flechette pliante 35 ft – 62 ft. Reglage mecanique 0° ; 20° ; 40°.
NZK	Flechette pliante simple, longueur 35 ft. Double flechette pliante 35 ft – 62 ft. Reglage hydraulique 0° – 40°.
V	Rallonge flèche télescopique 23 ft.
2ème mécanisme de levage	Pour l'utilisation du deuxième crochet, ou bien pour une utilisation avec fléchette pliante lorsque le câble de levage principal rest mouflé.
Contrepoids additionnel	24,200 lb pour un contrepoids total de 68,300 lb.
Pneumatiques	8 pneus. Taille: 525/80 R 25 (20.5 R 25).

Autres équipements supplémentaires sur demande.

Description of symbols
Explication des symboles

Max. capacity
Capacité max.

Max. hoist height
Hauteur de levage max.

Max. radius
Portée max.

Tyres
Pneumatiques

Hookblock/Capacity
Moufle à crochet/Capacité de charge

No. of sheaves
Poulies

No. of lines
Brins

Weight
Poids

Crane carrier
Châssis porteur

Driving speed
Vitesse de translation

Gradability
Aptitude à gravir les pentes

Transmission
Boîte de vitesse

Gear
Vitesse

Onroad gear
Vitesse de route

Crawl speed
Marche lente

Max. supporting forces
Forces d'appui max.

Outriggers front
Calage avant

Outriggers rear
Calage arrière

Crane superstructure
Partie tournante de la grue

infinitely variable
en continu

Rope diameter
Diamètre

Rope length
Longueur du câble

Max. single line pull
Effort au brin maxi.

Hoist gear
Treuil de levage

Slewing speeds
Vitesses d'orientation

Boom length
Longueur de la flèche

Boom position
Position de la flèche

Counterweight
Contrepoids

Counterweight radius
Rayon de contrepoids

Outriggers
Calage

Slewing gear / Working area
Mécanisme d'orientation / Plage de travail

Standard
Norme

Radius
Portée

Telescopic boom
Flèche télescopique

Mechanically/hydraulically adjustable folding jib
Pointe pliante reglable mecaniquement/ hydrauliquement

Telescopic boom extension
Rallonge flèche télescopique

Assembly jib
Flechette de montage

Remarks

1.	The lifting capacities do not exceed 85 % of the tipping load according to ASME B 30.5. The crane's structural steelwork is in accordance with EN 13000 and ASME B 30.5.
2.	For the calculation of the load charts at least a wind speed of 30 ft/s (9 m/s, 20 mph) and regarding the load a sail area of 1 m² per ton load and a wind resistance coefficient of 1.2 on the load have been taken into account. For lifting of loads with large sail areas and/or high wind resistance coefficients the maximum wind speed as stated in the load charts has to be reduced.
3.	The lifting capacities stated are valid for lifting operation only (corresponding with crane classification according to ISO 4301-1, crane group A1).
4.	Lifting capacities are given in kip.
5.	The weight of the hook blocks and hooks is part of the load and therefore it must be deducted from the lifting capacities.
6.	Working radii are measured from the slewing centre.
7.	The stated lengths of the telescopic boom are maximum values and may deviate slightly.
8.	The lifting capacities given for the telescopic boom apply if the folding jib is removed.
9.	Subject to modification of lifting capacities.
10.	Lifting capacities above 153,200 lb / 181,200 lb only with additional pulley block/special equipment.
11.	The data of this brochure serves only for general information. All information is provided without warranty. Instructions for the correct commissioning of the crane please take from the operation manual and the load chart book.
12.	The pictures contain also accessories and special equipment not included in the standard scope of delivery.

Remarques

1.	La capacité de charge ne doit pas dépasser 85 % de la charge de basculement conformément à ASME B 30.5. La structure métallique de la grue est conforme à EN 13000 et ASME B 30.5.
2.	Une vitesse de vent de 30 ft/s (9 m/s, 20 mph) minimum, une surface de prise au vent de 1 m² par tonne ainsi qu'un coefficient de résistance au vent de la charge 1,2 sont pris en compte pour le calcul des tableaux de charge. Lorsque des charges ayant une surface de prise au vent et/ou un coefficient de résistance au vent plus élevé(e)(s) sont levées, la vitesse de vent maximale indiquée dans les tableaux de charge doit être réduite.
3.	Forces de levage pour application de grue de montage (correspond à la classification de grues selon ISO 4301-1, groupe de grues A1).
4.	Les charges sont indiquées en kip.
5.	Le poids du crochet de levage resp. de la moufle à crochet est une partie de la charge et doit donc être déduit de la capacité de charge.
6.	Les portées sont calculées à partir de l'axe de rotation.
7.	Les longueurs indiquées pour la flèche télescopique sont des valeurs maximales et peuvent légèrement varier dans la réalité.
8.	Les charges indiquées pour la flèche télescopique sont valables lorsque la fléchette pliante est démontée.
9.	Charges données sous réserve de modification.
10.	Forces de levage plus de 153,200 lb / 181,200 lb seulement avec moufle additionnel/equipement supplementaire.
11.	Les données de cette brochure sont données à titre informatif. Ces renseignements sont sans garantie. Les consignes relatives à la bonne mise en service de la grue sont disponibles dans le manuel d'utilisation et le manuel de tableaux de charge.
12.	Les figures contiennent également des accessoires et des équipements spéciaux non inclus de série dans la livraison.

Customer Service

Personal. Competent. Reliable.
Personnalisé. Compétent. Fiable.

To ensure your Liebherr remains a Liebherr.

- **Commission and training by experienced service technicians**
- **Worldwide service network with over 80 branches**
- **24/7 technical support worldwide**
- **Fast availability of spare parts**
- **Attractive packages for maintanance and service**

De sorte que votre Liebherr reste une Liebherr.

- Mise en route et formation effectuées par des techniciens qualifiés
- Service-Après-Vente Mondial représenté par plus de 80 correspondants
- Assistance Technique 24/24 et 7/7 jours
- Rapide disponibilité des pièces de rechanges
- Kits d'entretiens pour révisions et mainteances à un prix attractif

Proposition 65	
	WARNING: This product can expose you to chemicals, including exhaust emissions, including lead and lead compounds, which are known to the State of California to cause cancer, birth defects or other reproductive harm. For more information see: www.P65warnings.ca.gov/diesel

Änderungen vorbehalten · Subject to modification · Sous réserve de modifications · Con riserva di modifiche · Salvo modificaciones · Возможны изменения

Liebherr-Werk Ehingen GmbH · Postfach 1361 · 89582 Ehingen, Germany
+49 73 91 5 02-0 · www.liebherr.com

Get Your Contact

Printed in Germany (2)
lwe-td-284-02-us11-2022